


*moments*  
**LIFE**



# “100% Portuguese roots”

*“raízes 100% portuguesas”*  
*“racines 100% portugaises”*  
*“raíces 100% portuguesas”*

Há mais de **25 anos** que a **Sanindusa** é reconhecida pelos seus produtos de referência nos ambientes de **salas de banho** e de **cozinha**. Desde cedo a aposta recaiu na inovação e orientação para o cliente, conquistando a confiança pela transparência e rigor que imprime em todos os seus projetos. Com **raízes 100% portuguesas**, o grupo, constituído por 5 polos de produção, aposta na exportação levando a sua imagem de marca e **alma portuguesa** aos 4 cantos do mundo. O **design arrojado e inovador** é o denominador comum das suas criações e a **preocupação ecológica** assina uma gama considerável de peças. A aposta constante nas tecnologias tem permitido atingir um posicionamento vanguardista, proporcionando retorno ao investimento e assegurando a continuidade **presente e futura** da empresa nascida em 1993.



For more than **25 years** **Sanindusa** has been recognized for its high-quality **bathroom** and **kitchen** products.

From early on the main focus was on innovation and customer orientation through the transparency and precision encompassed in all their projects. Sanindusa's group consists of 5 production units and has **100% Portuguese roots**. The company wants to take its brand image and soul to the four corners of the world.

Their **bold** and **innovative design** is the common denominator of their creations and **ecological concerns** which are combined into their range of products. The constant investment in technology allowed the company to achieve a pioneering position which provides investment return and ensures the **present and future** continuity of the group since 1993.

Depuis plus de **25 ans**, **Sanindusa** est reconnu pour ses produits de référence dans les environnements de **salle de bains** et de **cuisine**.

Dès le début, l'accent a été mis sur l'innovation et l'orientation client, ce qui lui a valu la confiance pour la transparence et la rigueur qu'elle imprime à tous ses projets. Avec des **racines 100% portugaises**, le groupe, composé de 5 pôles de production, parie sur l'exportation en portant son image de marque et son âme portugaise aux 4 coins du monde. Le **design audacieux** et **innovant** est le dénominateur commun de ses créations et le **souci écologique** signe une gamme considérable de pièces. L'investissement constant dans la technologie nous a permis d'atteindre une position avant-gardiste, assurant un retour sur investissement et garantissant la continuité **présente et future** de l'entreprise née en 1993.

Durante más de **25 años** **Sanindusa** ha sido reconocida por sus productos de referencia en los **ambientes de baño y cocina**.

Desde sus inicios, se centró en la innovación y la orientación al cliente, ganándose la confianza por la transparencia y el rigor que imprime en todos sus proyectos. Con **raíces 100% portuguesas**, el grupo, compuesto por 5 puntos de producción, apuesta por la exportación llevando su imagen de marca y su alma portuguesa a los 4 rincones del mundo.

El **diseño audaz e innovador** es el denominador común de sus creaciones y la **preocupación ecológica** firma una considerable gama de piezas. La constante inversión en tecnología nos ha permitido alcanzar una posición de vanguardia, proporcionando un retorno de la inversión y asegurando la continuidad **presente y futura** de la empresa nacida en 1993.



Responsável por produzir uma linguagem visual distinta e apelativa, o **design** está presente desde a génese da **Sanindusa**. Compreende todo um processo criativo exprimindo a visão dos seus criadores e espelhando o posicionamento da empresa. Não se detém apenas na estética das peças, antes agrega aos atributos visuais os funcionais, tornando a interação tanto bela quanto prática e natural.

As peças são concebidas numa **simbiose perfeita entre cores, materiais e formas**, permitindo a interpretação fluída dos elementos e elevando ao expoente máximo a experiência única de utilização.

Assim o retorno é obtido e a distinção é conseguida através do **reconhecimento e prémios conquistados**.

Responsible for producing a distinctive and appealing visual language **Sanindusa's design** element has been present since its genesis. It comprises the whole creative process which expresses the vision of its creators and mirrors the company's positioning. It does not stop in the piece's aesthetic, instead it gathers the visual attributes with the functional ones, making interaction both as beautiful as practical and natural.

The pieces are conceived in a **perfect symbiosis of colours, materials and shapes** which allow a fluid interpretation of the elements and elevates the user experience.

By following their core elements the company has achieved ongoing **brand recognition, awards and return**.

Responsable de la production d'un langage visuel distinctif et attrayant, le **design** est présent depuis la genèse de **Sanindusa**. Elle comprend tout un processus de création exprimant la vision de ses créateurs et reflétant le positionnement de l'entreprise. Elle ne s'arrête pas seulement à l'esthétique des pièces, mais ajoute aux attributs visuels les attributs fonctionnels, rendant l'interaction à la fois belle, pratique et naturelle.

Les pièces sont conçues dans une **symbiose parfaite entre les couleurs, les matériaux et les formes**, permettant une interprétation fluide des éléments et élevant au maximum l'expérience unique d'utilisation.

Ainsi, retour et distinction sont obtenus par la **reconnaissance et les récompenses**.

Responsible de producir un lenguaje visual distintivo y atractivo, el **diseño** ha estado presente desde la génesis de **Sanindusa**. Comprende todo un proceso creativo que expresa la visión de sus diseñadores y se refleja en el posicionamiento de la empresa. No se detiene sólo en la estética de las piezas, sino que añade a los atributos estéticos los funcionales, haciendo la interacción tanto bella como práctica y natural.

Las piezas están concebidas en una perfecta **simbiosis entre colores, materiales y formas**, permitiendo la interpretación fluída de los elementos y elevando al máximo exponente la experiencia única de uso.

De esta manera se obtiene el retorno y la distinción se logra a través de **reconocimientos y premios**.

DESIGN PLUS



# *“innovation and contribute for our unique creations”*

*“inovação e oferta de criações únicas”*

*“innovation et offrent des créations uniques”*

*“innovación y ofrecen creaciones únicas”*

A **Sanindusa** explora o mundo infindável das **cores e texturas** em busca de um design único, dinâmico e arrojado. Os elementos texturados conferem movimento e as tonalidades dourada, cobre, rainbow, entre outras, adicionam um toque refrescante e atribuem personalidade a cada peça.

**Energia, confiança, pureza e outras tantas emoções** são sentidas na utilização equilibrada dos diferentes matizes. São como mensagens subliminares que comunicam e influenciam o nosso estado de espírito. As cores e texturas retratam a constante procura pela **inovação e oferta de criações únicas**.

**Sanindusa** explores the endless world of **colours and textures** in search of unique, dynamic and bold designs. The textured elements give movement and combined with the golden, copper and rainbow tones, among others add a refreshing touch and personality to each piece.

The balanced application of different shades emits **energy, confidence, purity and many other emotions**. They are like subliminal messages that communicate and influence our state of mind. The colours and textures portray the constant search for **innovation and contribute for the company's unique creations**.

Au sein de **Sanindusa**, nous explorons le monde infini des **couleurs et des textures** à la recherche d'un design unique, dynamique et audacieux. Les éléments texturés donnent du mouvement et les tons dorés, cuivrés et arc-en-ciel, entre autres, ajoutent une touche de fraîcheur et donnent de la personnalité à chaque pièce.

**L'énergie, la confiance, la pureté et bien d'autres émotions** sont ressenties dans l'utilisation équilibrée des différentes nuances. Ils sont comme des messages subliminaux qui communiquent et influencent notre état d'esprit.

Les couleurs et les textures traduisent la recherche constante **d'innovation et offrent des créations uniques**.

En **Sanindusa** exploramos el interminable mundo de **colores y texturas** en busca de un diseño único, dinámico y audaz. Los elementos texturizados dan movimiento y los tonos dorados, cobrizos, rainbow, entre otros, añaden un toque refrescante y dan personalidad a cada pieza.


**La energía, la confianza, la pureza y muchas otras emociones** se sienten en el uso equilibrado de los diferentes tonos. Son como mensajes subliminales que comunican e influyen en nuestro estado mental.

Los colores y texturas representan la constante búsqueda de **innovación y ofrecen creaciones únicas**.









# “Technology comes to the bathroom”

*“A tecnologia chega à casa de banho”*

*“La technologie arrive dans la salle de bains”*

*“La tecnología llega al baño”*

## **A tecnologia chega à casa de banho.**

Alguns produtos **Sanindusa** que anteriormente cumpriam funções básicas, são agora equipados com dispositivos inteligentes capazes de proporcionar uma experiência diferenciada com todo o conforto. Esta incorporação tecnológica permite usufruir de funcionalidades que incrementam o **lazer** e a **diversão** durante o tempo passado em frente ao espelho ou a tomar banho.

## **Technology comes to the bathroom.**

Some of **Sanindusa's** products that previously performed basic functions are now equipped with smart devices capable of providing unique and comfortable experiences. This technological incorporation came with functionalities that provide **leisure** and **fun** to the time spent in front of the mirror or in the bath.

## **La technologie arrive dans la salle de bains.**

Chez **Sanindusa**, certains de ses produits qui assuraient auparavant des fonctions de base, sont équipés de dispositifs intelligents capables d'offrir une expérience différenciée en tout confort. Cette incorporation technologique permet de profiter de fonctionnalités qui augmentent le **loisir** et le **plaisir** pendant le temps passé devant le miroir ou prenant un bain.

## **La tecnología llega al baño.**

En **Sanindusa** algunos de sus productos, que anteriormente cumplían funciones básicas, están equipados con dispositivos inteligentes capaces de proporcionar una experiencia diferenciada con toda la comodidad. Esta incorporación tecnológica permite disfrutar de características que aumentan el **ocio** y la **diversión** durante el tiempo que se pasa frente al espejo o tomando un baño.

# “continuity of future generations”

“assegurar a continuidade das gerações futuras”

“d’assurer la continuité des générations futures”

“asegurar la continuidad (...) para las generaciones futuras”

A **Sanindusa** produz **produtos sustentáveis** em benefício do **ambiente** como forma de incentivar as boas práticas. A pensar nos recursos naturais a marca tanto oferece uma gama de soluções que elimina ou reduz o consumo de água como apresenta conceitos que incluem funcionalidades ecológicas tais como **Ecospot** e **Coldopen**.

Construir um presente consciente procurando minimizar ou reverter os impactos ambientais de forma a **assegurar a continuidade das gerações futuras** é uma preocupação constante e um dos pilares da **Sanindusa**.

**Sanindusa** produces **sustainable products** to benefit the environment and as a way to encourage good practices. With natural resources in mind the brand offers both a range of solutions that eliminates or reduces water consumption as well as presents concepts that include ecological features like **EcoSpot** and **Coldopen**.

Consciously building its products to minimize or reverse environmental impacts is a constant concern and one of the main pillars of **Sanindusa** to ensure the **continuity of future generations**.

Dans l’intérêt de l’environnement, nous fabriquons des **produits écologiques** afin d’encourager les bonnes pratiques. En tenant compte des ressources naturelles, la marque propose à la fois une gamme de solutions qui éliminent ou réduisent la consommation d’eau et présente des concepts qui incluent des caractéristiques écologiques telles que l’**Ecospot** et le **Coldopen**.

Construire en cherchant à minimiser ou à inverser les impacts environnementaux afin **d’assurer la continuité des générations futures** est une préoccupation constante et un des piliers de **Sanindusa**.

Para proteger el **medio ambiente** fabricamos **productos sostenibles** como forma de fomentar las buenas prácticas. Teniendo en cuenta los recursos naturales, la marca ofrece una gama de soluciones que eliminan o reducen el consumo de agua y presenta a sus creaciones conceptos que incluyen características ecológicas como el **Ecospot** y **Coldopen**.

El objetivo es minimizar o reverter los impactos ambientales para **asegurar la continuidad** de los recursos naturales **para las generaciones futuras**. Es una preocupación constante y uno de los pilares de **Sanindusa**.



**Índice**  
Index  
Index  
Índice



14

**LOUÇA SANITÁRIA**  
SANITARY WARE  
APPAREILS SANITAIRES  
SANITARIOS

- 20 WCA
- 24 Sanlife
- 30 Status
- 34 Sanibold
- 42 Advance
- 46 Vintage
- 50 Urb.Y Plus
- 54 Sanproject
- 58 Urb.Y
- 66 Look
- 72 Winner
- 76 Easy
- 80 Aveiro
- 84 Cetus
  
- 89 **Sistemas de instalação**  
Installation systems  
Systèmes d'installation  
Sistemas de intalación



106

**LAVATÓRIOS**  
BASINS  
VASQUES  
LAVABOS

- 108 **Encastrar por baixo**  
Undermount  
À encastrer par dessous  
Bajo encimera
- 112 **Encastrar por cima**  
Inset  
À encastrer par dessus  
Encimera
- 120 **Pousar**  
Vessel  
À poser  
Sobre encimera
- 144 **Semi-encastrar**  
Semi recessed  
Semi-encastrés  
Semientpotrar
- 150 **Parede**  
Wall mounted  
Mural  
Mural



170

**MÓVEIS**  
FURNITURE  
MEUBLES  
MUEBLES

- 174 **Coleções**  
Collections  
Collections  
Colecciones
- 217 **Espelhos**  
Mirrors  
Miroirs  
Espejos



218

**PEÇAS ESPECIAIS**  
SPECIAL PIECES  
PIÈCES SPÉCIALES  
PIEZAS ESPECIALES

- 220 **Urínóis**  
Urinals  
Urinoirs  
Urinarios
- 226 **Separadores**  
Dividers  
Séparateurs  
Separadores
- 227 **Sanita turca**  
Squat toilet  
Wc turc  
Placa turca
- 227 **Pia hospitalar**  
Slop hopper  
Vidoir d'hôpital  
Vertedero
- 228 **Lava-roupas**  
Laundry sinks  
Bacs à laver  
Lavaderos



230

**MOBILIDADE REDUZIDA**  
REDUCED MOBILITY  
MOBILITÉ RÉDUITE  
MOVILIDAD REDUCIDA

- 232 **Louça sanitária**  
Sanitary ware  
Appareils sanitaires  
Sanitarios
- 236 **Acessórios**  
Accessories  
Accessoires  
Accesorios
- 243 **Base de duche**  
Shower tray  
Receveur de douche  
Plato de ducha
- 244 **Misturadoras**  
Mixers  
Robinets  
Grifos



248

**INFANTIL**  
KIDS  
ENFANTS  
NIÑOS



254

**BANHEIRAS**  
BATHTUBS  
BAIGNOIRES  
BAÑERAS

256 **Coleções**  
Collections  
Collections  
Colecciones

276 **Acessórios**  
Accessories  
Accessoires  
Accesorios

277 **Bathmoments**



278

**BASES DE DUCHE**  
SHOWER TRAYS  
RECEVEURS DE DOUCHE  
PLATOS DE DUCHA

280 **Stonit**

288 **Cerâmicas**  
Ceramic  
Céramiques  
Cerámicos

300 **Acrílicas**  
Acrylic  
Acryliques  
Acrílicos

322 **Calha de duche**  
Shower channel  
Caniveaux de douche  
Canal de ducha



324

**COLUNAS DE HIDROMASSAGEM**  
HYDROMASSAGE COLUMNS  
COLONNES D'HYDROMASSAGE  
COLUMNAS DE HYDROMASAJE



328

**DIVISÓRIAS**  
SHOWER SCREENS  
PAROIS  
MAMPARAS

330 **Banheiras**  
Bathtubs  
Baignoires  
Bañeras

334 **Bases de duche**  
Shower trays  
Receveurs de douche  
Platos de ducha



344

**MISTURADORAS DE WC**  
BATHROOM MIXERS  
ROBINETS DE SALLE DE BAINS  
GRIFOS DE BAÑO

352 **Coleções**  
Collections  
Collections  
Colecciones

413 **Torneiras temporizadas**  
Timed taps  
Robinets temporisée  
Grifos temporizados

421 **Torneiras eletrónicas**  
Electronic taps  
Robinets électroniques  
Grifos eletrónicos

435 **Torneira de coluna**  
Pillar tap  
Robinets simple  
Grifo

436 **Acessórios para lavatórios**  
Basins accessories  
Accessoires pour lavabos  
Accesorios para lavabos

437 **Soluções para duche**  
Shower solutions  
Solutions de douche  
Soluciones de ducha



462

**ACESSÓRIOS**  
ACCESSORIES  
ACCESSOIRES  
ACCESORIOS

464 **Cerâmica**  
Ceramic  
Céramique  
Cerámica

466 **Inox**  
Stainless steel  
Acier Inoxydable  
Acero Inoxidable

468 **Latão**  
Brass  
Laiton  
Latón

474 **Hotelaria**  
For hotels  
Pour hotellerie  
Para hoteles



478

**COZINHA**  
KITCHEN  
CUISINE  
COCINA

480 **Lava-louças**  
Kitchen sinks  
Éviers  
Fregaderos

493 **Misturadoras**  
Mixers  
Robinets  
Grifos





**LOUÇA SANITÁRIA**  
**SANITARY WARE**  
**APPAREILS SANITAIRES**  
**SANITARIOS**



**Coleções**

Collections

Collections

Colecciones

- 20 WCA
- 24 Sanlife NEW
- 30 Status
- 34 Sanibold NEW
- 42 Advance
- 46 Vintage
- 50 Urb.Y Plus NEW
- 54 Sanproject
- 58 Urb.Y NEW
- 66 Look NEW
- 72 Winner NEW
- 76 Easy NEW
- 80 Aveiro
- 84 Cetus NEW

**Sistemas de instalação**

Installation systems

Systèmes d'installation

Sistemas de intalación

- 90 Estruturas para lavatórios  
 Frames for basins  
 Bâti-supports pour lavabos  
 Soportes para lavabos
- 91 Tanques, estruturas e suportes para sanitas  
 Cisterns, supports and frames for toilets  
 Réservoirs et bâti-supports pour cuvettes  
 Cisternas y soportes para inodoros
- 102 Suportes interiores para bidés suspensos  
 Built-in frames for wall mounted bidets  
 Bâti-support pour bidets suspendu  
 Estructuras internas para bidés suspendidos
- 104 Placas de descarga  
 Flush plates  
 Plaques de commande  
 Placas de accionamiento

## Sistemas de dupla descarga

Dual flush systems

Systèmes de double chasse

Sistemas de doble descarga



Os **sistemas de dupla descarga** permitem a **poupança de água**. Os tanques Sanindusa estão equipados com mecanismos que possibilitam descargas de **3/6L** ou **4.5/3L**.

Na prática, permitem selecionar a quantidade de água utilizada em cada descarga, evitando o gasto desnecessário deste recurso cada vez mais escasso. Esta é uma forma racional e confortável de proteger o ambiente.

**Dual flush systems** are great for **water savings**. Sanindusa's cisterns are equipped with **3/6L** or **4.5/3L** flush mechanisms.

In practice, the user can choose the amount of water used in each flush, avoiding the unnecessary waste of this increasingly scarce resource. This is a rational and comfortable way to protect the environment.

Les **systèmes de double chasse** permettent de réaliser des **économies d'eau**. Nos réservoirs sont équipés de mécanismes qui permettent des décharges de **3/6L** ou **4.5/3L**.

Ceci permet de sélectionner la quantité d'eau utilisée dans chaque décharge, évitant ainsi les dépenses inutiles de cette ressource de plus en plus rare. C'est une façon rationnelle et confortable de protéger l'environnement.

Los **sistemas de doble descarga** permiten el **ahorro de agua**. Nuestros tanques están equipados con mecanismos que permiten descargas de **3/6L** o **4.5/3L**.

En la práctica, permiten seleccionar la cantidad de agua utilizada en cada descarga, evitando el gasto innecesario de este recurso cada vez más escaso. Esta es una forma racional y cómoda de proteger el medio ambiente.



# RIMFLUSH



## Rimflush

the ultimate hygiene

O sistema de descarga **Rimflush**, caracteriza-se pela distribuição perfeita da água que, através da sua força, efetua uma lavagem perfeita do interior da sanita, sem salpicos. A ausência do aro fechado convencional, permite o acesso facilitado às chamadas zonas difíceis da sanita, garantindo assim uma melhoria significativa ao nível da higiene e maior eficiência da descarga.

Le système de chasse d'eau **Rimflush**, se caractérise par une répartition parfaite de l'eau qui, de par son énergie et sa vitesse, rince efficacement l'intérieur de la cuvette, sans aucune projection. L'absence de la traditionnelle bride facilite l'accès aux zones dites difficiles d'accès de la cuvette, et constitue une amélioration significative en termes d'hygiène.

The **Rimflush** flushing system is characterized by the perfect water distribution which through its power carries out a perfect cleaning of the toilet's interior without splashing. The absence of the conventional closed rim allows easy access to the so-called hard to reach areas of the toilet, ensuring a significant improvement in hygiene and greater discharge efficiency.

El sistema de descarga **Rimflush**, se caracteriza por la distribución uniforme del agua que, a través de su fuerza, efectúa un lavado perfecto y sin salpicaduras del interior del inodoro. La ausencia del marco cerrado convencional permite la limpieza fácil en las zonas difíciles del inodoro, garantizando así una mejora significativa en la higiene y una mayor eficiencia de la descarga.



- Sanlife
- Sanibold
- Sanproject
- Urb.Y
- Look
- Winner
- Easy
- Cetus

**Tamos de sanita/bidé**  
Toilet seats/bidet covers  
Abattants pour cuvette/bidet  
Tapas de inodoro/bidé



Os tamos da Sanindusa em **Duroplast** oferecem uma **proteção antibacteriana** permanente, graças a uma substância incorporada na matéria-prima que impede o desenvolvimento das bactérias e que dura ao longo de toda a vida útil das peças. Rotinas e práticas de limpeza devem ser mantidas para assegurar a sua eficácia.

Sanindusa's **Duroplast** toilet seats have a permanent **anti-bacterial protection** thanks to a substance that is incorporated into the raw material which prevents the development of bacteria and lasts throughout the lifespan of the pieces. To ensure their effectiveness cleaning practices and routines should not be disregarded.

Les abattants **Duroplast** Sanindusa fournissent une **protection antibactérienne** permanente grâce à une substance qui est incorporée dans la matière première qui empêche le développement de bactéries et ce, pendant toute la durée de vie du produit. L'entretien et le nettoyage doivent être maintenus pour assurer son efficacité.

Las tapas Sanindusa en **Duroplast** proporcionan una **protección antibacteriana** permanente gracias a una sustancia que es incorporada a la materia prima que impide el desarrollo de bacterias y durante toda la vida del producto. Las rutinas y prácticas de limpieza deben mantenerse para garantizar su eficacia.



SANLIFE

**Tampos de sanita/bidé**  
**Toilet seats/bidet covers**  
**Abattants pour cuvette/bidet**  
**Tapas de inodoro/bidé**



**SLOWCLOSE**

**Slowclose** é um sistema de queda amortecida que oferece vantagens ao nível da redução do ruído e desgaste dos materiais pela minimização do impacto do assento na sanita ou bidé. Para as crianças, evita ainda acidentes, tornando-se por isso numa solução segura e confortável para o uso diário.

**Slowclose** is a slow and controlled drop system that offers various benefits. It reduces noise and material wear by minimizing the impact of the seat on the toilet or bidet rim. It also prevents accidents with children. Becoming a safe and comfortable solution for daily use.

**Slowclose** est un système de chute amortie qui présente l'avantage de réduire le bruit et l'usure des matériaux en minimisant l'impact de l'abattant sur les cuvettes ou le bidet. Pour les enfants, il permet également de prévenir les accidents, devenant ainsi une solution sûre et confortable pour un usage quotidien.

**Slowclose** es un sistema de caída amortiguada que ofrece ventajas en la reducción del ruido y el desgaste de los materiales al minimizar el impacto de la tapa inodoro en el inodoro o el bidé. En el caso de los niños, también previene los accidentes, convirtiéndose así en una solución segura y cómoda para el uso diario.



**EASYCLIP**

Os tampos com mecanismo **Easyclip** permitem a colocação e extração imediata do tampo sem recurso a ferramentas. Com um simples movimento vertical é possível a sua libertação rápida, tornando fácil a tarefa de limpeza.

Toilet seats with **Easyclip** mechanism allow the immediate placement and removal of the seat without the use of extra tools. With a quick and easy vertical movement the user can release the seat making the cleaning task easier.

Les abattants à mécanisme **Easyclip** permettent de placer et de retirer immédiatement l'abattant sans utiliser d'outils. Un simple mouvement vertical permet de le libérer rapidement, ce qui facilite la tâche de nettoyage.

Las tapas de los inodoros con mecanismo **Easyclip** permiten la colocación y retirada inmediata sin necesidad de utilizar herramientas. Con un simple movimiento vertical es posible soltarlo rápidamente, facilitando la tarea de limpieza.



**CLIPOFF**

O sistema **Clipoff** possibilita a remoção e encaixe rápido do tampo. Este vem equipado com dois botões laterais que pressionados permitem retirá-lo sem desapertar quaisquer ferragens. Este facilita a higienização que poderá ser realizada de forma integral, sem esforço.

The **Clipoff** system makes it possible to remove and place the seat or cover quickly from the pottery. It comes equipped with two side buttons that allow its removal without loosening any hinges. This makes the cleaning process easy and effortless.

Le système **Clipoff** permet d'enlever et de mettre en place rapidement l'abattant. Il est équipé de deux boutons latéraux qui permettent de le retirer sans desserrer aucun matériel. Cela facilite le nettoyage hygiénique qui peut être effectué intégralement, sans effort.

El sistema **Clipoff** permite quitar y poner la tapa del inodoro rápidamente. Viene equipado con dos botones laterales que permiten retirarlo sin necesidad de aflojar ningún herraje. Esto facilita la limpieza e higiene integra de la pieza y sin esfuerzo.



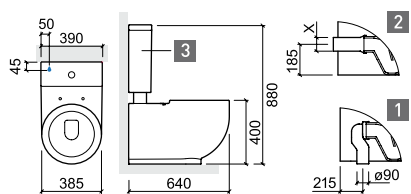
DESIGN PLUS



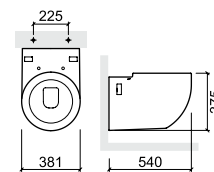
- 1 **sanita compacta** | close coupled toilet | cuvette sur pied | inodoro cisterna baja
- 2 **tanque com dupla descarga** | dual flush cistern | réservoir à double chasse | cisterna de doble descarga
- 3 **bidé** | bidet | bidet | bidé
- 4 **sanita suspensa** | wall mounted toilet | cuvette suspendue | inodoro suspendido
- 5 **bidé suspenso** | wall mounted bidet | bidet suspendu | bidé suspendido
- 6 **lavatório Ø45** | Ø45 basin | vasque Ø45 | lavabo Ø45
- 7 **coluna** | pedestal | colonne | pedestal
- 8 **lavatório 90x54** | 90x54 basin | lavabo 90x54 | lavabo 90x54



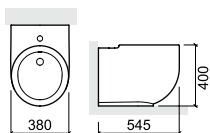




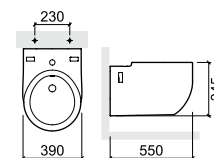
1 111021 3 111111LM 21111   
 2 111022



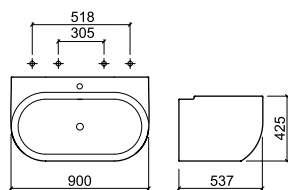
111032 21111



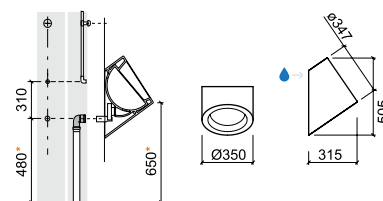
111410



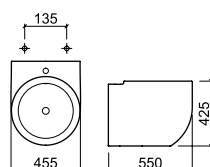
111450



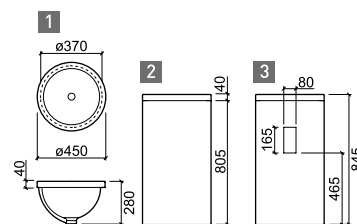
111770



111500



111340



1 111360 2 111200 3 111202



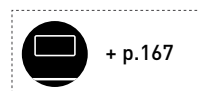
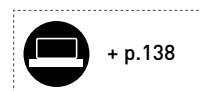
time  
is  
NOW.



# SANLIFE




- 1 **sanita compacta** | close coupled toilet | cuvette sur pied | inodoro cisterna baja
- 2 **tanque com dupla descarga** | dual flush cistern | réservoir à double chasse | cisterna de doble descarga
- 3 **bidé** | bidet | bidet | bidé
- 4 **lavatório 60x38** | 60x38 basin | vasque 60x38 | lavabo 60x38
- 5 **lavatório Ø38** | Ø38 basin | vasque Ø38 | lavabo Ø38
- 6 **sanita simples rimflush** | rimflush low level toilet | cuvette simple rimflush | inodoro rimflush cisterna alta




# SANLIFE



## Cores | Colours | Couleurs | Colores




**branco**  
white  
blanc  
blanco



**\* branco mate**  
matte white  
blanc mat  
blanco mate



**\* taupe mate**  
matte taupe  
taupe mat  
taupe mate



**\* branco mate texturado**  
textured matte white  
blanc mat texturé  
blanco mate con textura



**Rimflush**  
the ultimate hygiene



**ClipOff®**



**1 lavatório 40x40** | 40x40 basin | lavabo 40x40 | lavabo 40x40

**2 sanita suspensa rimflush** | rimflush wall mounted toilet | cuvette suspendue rimflush | inodoro suspendido rimflush

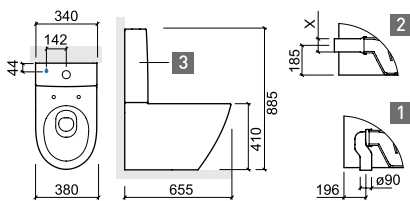
**3 bidé suspenso** | wall mounted bidet | bidet suspendu | bidé suspendido





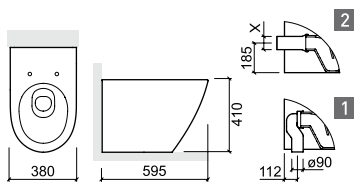


# SANLIFE



1 136021 3 136111LM 23661 NEW

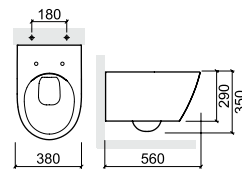
2 136022



1 136011 23661 NEW

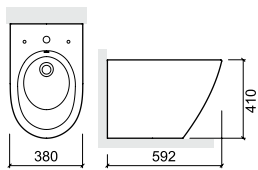
2 136012

**Rimflush**  
the ultimate hygiene

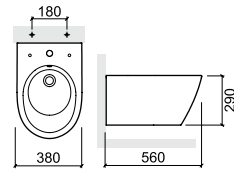


136032 23661 NEW

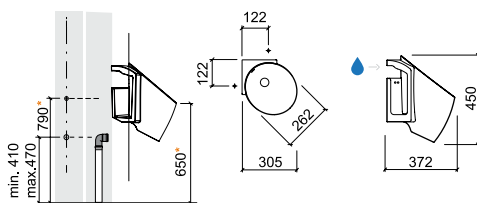
**Rimflush**  
the ultimate hygiene



136410  
136415 23641

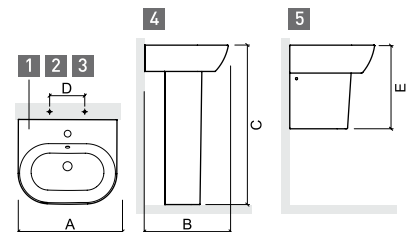


136450  
136455 23641



136500

NEW



	A	B	C	D	E
1 136300	500	435	850	200	429
2 136310	600	440	860	280	434
3 136320	698	440	855	280	430
4 136200					
5 136220					







# STATUS



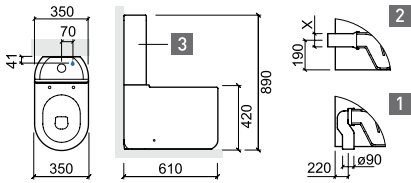
- 1 sanita compacta** | close coupled toilet | cuvette sur pied | inodoro cisterna baja
- 2 tanque com dupla descarga** | dual flush cistern | réservoir à double chasse | cisterna de doble descarga
- 3 bidé** | bidet| bidet | bidé
- 4 sanita simples** | low level toilet | cuvette simple | inodoro cisterna alta
- 5 lavatório 51x39** | 51x39 basin | lavabo 51x39 | lavabo 51x39
- 6 lavatório 55x34** | 55x34 basin | lavabo 55x34 | lavabo 55x34



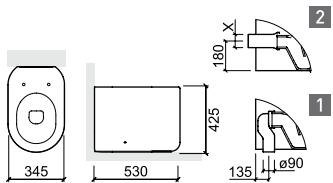




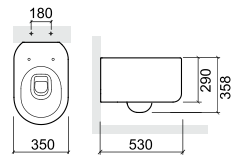
# STATUS



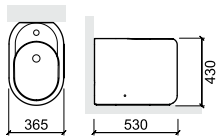
1 123021 3 123111LM 22331   
 2 123022 22311



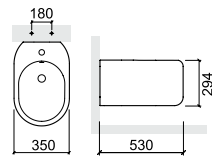
1 123011 22331   
 2 123012 22311



123032 22331   
 22311



123410



123450





# SANIBOLD



- 1 **sanita compacta** | close coupled toilet | cuvette sur pied | inodoro cisterna baja
- 2 **tanque com dupla descarga** | dual flush cistern | réservoir à double chasse | cisterna de doble descarga
- 3 **bidé** | bidet | bidet | bidé
- 4 **lavatório 60x40** | 60x40 basin | vasque 60x40 | lavabo 60x40
- 5 **sanita simples rimflush** | rimflush low level toilet | cuvette simple rimflush | inodoro rimflush cisterna alta



# SANIBOLD




Rimflush  
the ultimate hygiene




ClipOff®




## Cores | Colours | Couleurs | Colores



branco  
white  
blanc  
blanco



\* branco mate  
matte white  
blanc mat  
blanco mate



\* preto mate  
matte black  
noir mat  
negro mate

- 1 lavatório 48x40 | 48x40 basin | vasque 48x40 | lavabo 48x40
- 2 sanita suspensa | wall mounted toilet | cuvette suspendue | inodoro suspendido
- 3 bidé suspenso | wall mounted bidet | bidet suspendu | bidé suspendido
- 4 sanita suspensa rimflush com fixação oculta | rimflush wall mounted toilet with concealed fixation | cuvette suspendue rimflush avec fixation cachée | inodoro suspendido rimflush con fijación oculta
- 5 bidé suspenso com fixação oculta | wall mounted bidet with concealed fixation | bidet suspendu avec fixation cachée | bidé suspendido con fijación oculta



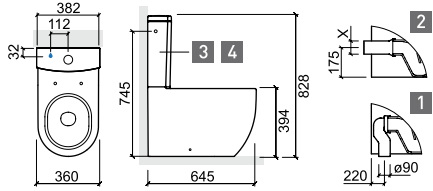
+ p.137



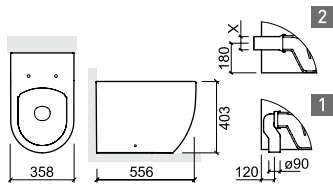




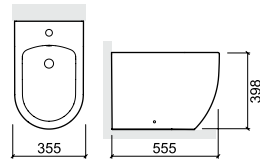
# SANIBOLD



- 1 137021
- 3 137111LM
- 23761 NEW
- 2 137022
- 4 137113LM
- 23731



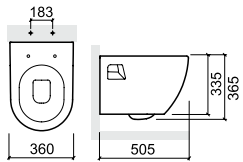
- 1 137011
- 23761 NEW
- 2 137012
- 23731



137410

**Rimflush**  
the ultimate hygiene

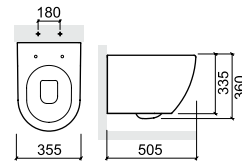
# SANIBOLD



137032 23761 NEW

pack  
137932   
+ 137032  
+ 23731

pack  
137919   
+ 137032  
+ 23731  
+ 41933  
+ 41023

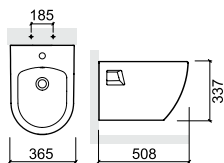


Rim flush

137034 23761 NEW

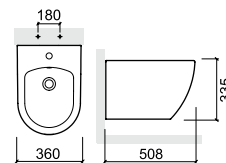
pack  
137934   
+ 137034  
+ 23731

pack  
137949   
+ 137034  
+ 23731  
+ 41933  
+ 41023



137450

pack  
137930   
+ 137450  
+ 430



137440

pack  
137940   
+ 137440  
+ 430









# ADVANCE

## Cores | Colours | Couleurs | Colores



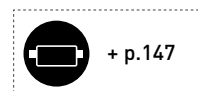
branco  
white  
blanc  
blanco



preto  
black  
noir  
negro



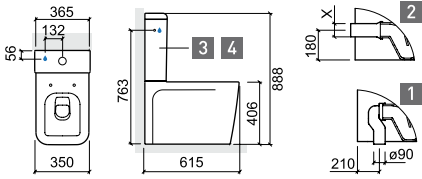
- 1 **sanita compacta** | close coupled toilet | cuvette sur pied | inodoro cisterna baja
- 2 **tanque com dupla descarga** | dual flush cistern | réservoir à double chasse | cisterna de doble descarga
- 3 **bidé** | bidet | bidet | bidé
- 4 **sanita simples** | low level toilet | cuvette simple | inodoro cisterna alta
- 5 **lavatório 90x52** | 90x52 basin | lavabo 90x52 | lavabo 90x52
- 6 **lavatório 58x46** | 58x46 basin | vasque 58x46 | lavabo 58x46



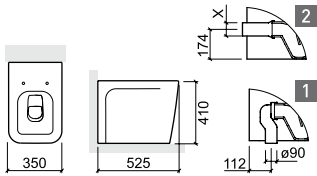




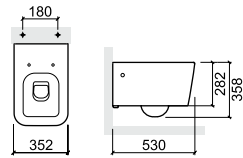
# ADVANCE



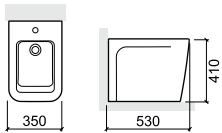
- 1** 127023    **3** 127111LM    22731
- 2** 127024    **4** 127113LM    22711



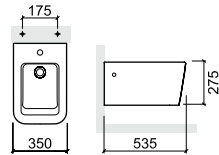
- 1** 127011    22731
- 2** 127012    22711



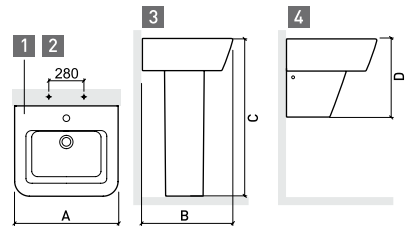
- 127032**    22731
- 22711



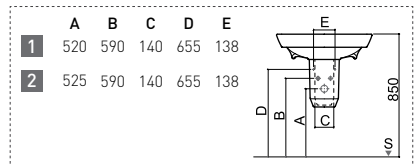
- 127410**
- 127415**    22741



- 127450**



- |          |               |     |     |     |     |
|----------|---------------|-----|-----|-----|-----|
| <b>1</b> | <b>127300</b> | 550 | 477 | 870 | 418 |
| <b>2</b> | <b>127310</b> | 650 | 517 | 870 | 415 |
| <b>3</b> | <b>127200</b> |     |     |     |     |
| <b>4</b> | <b>127220</b> |     |     |     |     |







# VINTAGE



4 5



6

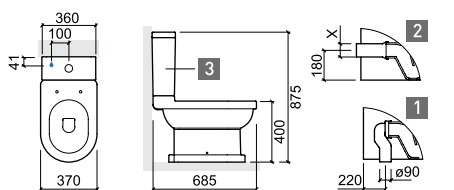


- 1 **sanita compacta** | close coupled toilet | cuvette sur pied | inodoro cisterna baja
- 2 **tanque com dupla descarga** | dual flush cistern | réservoir à double chasse | cisterna de doble descarga
- 3 **bidé** | bidet | bidet | bidé
- 4 **lavatório 58x46** | 58x46 basin | lavabo 58x46 | lavabo 58x46
- 5 **coluna** | pedestal | colonne | pedestal
- 6 **lavatório 65x50** | 65x50 basin | vasque 65x50 | lavabo 65x50

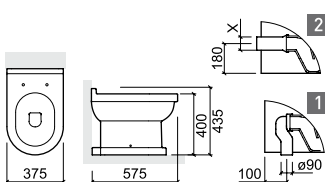




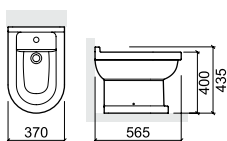
# VINTAGE



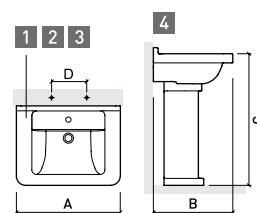
- 1** 117021    **3** 117111LM    21731
- 2** 117022    21711



- 1** 117011    21731
- 2** 117012    21711



- 117410**
- 117411** ∞∞



	A	B	C	D
<b>1</b> 117310	580	460	835	260
<b>1</b> 117311	∞∞	580	460	835
<b>2</b> 117320	690	525	865	285
<b>2</b> 117321	∞∞	690	525	865
<b>3</b> 117330	780	555	905	285
<b>3</b> 117331	∞∞	780	555	905
<b>4</b> 117200				






# URB.Y PLUS




ClipOff®



## Cores | Colours | Couleurs | Colores



branco  
white  
blanc  
blanco



pergamon

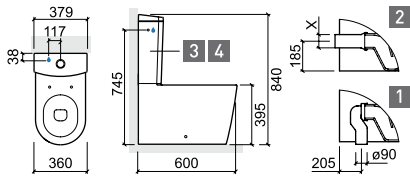
- 1 **sanita compacta** | close coupled toilet | cuvette sur pied | inodoro cisterna baja
- 2 **tanque com dupla descarga** | dual flush cistern | réservoir à double chasse | cisterna de doble descarga
- 3 **bidé** | bidet | bidet | bidé
- 4 **lavatório 50x27** | 50x27 basin | vasque 50x27 | lavabo 50x27



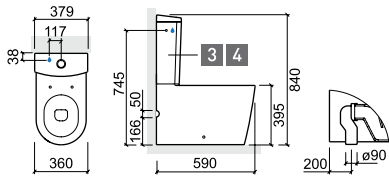




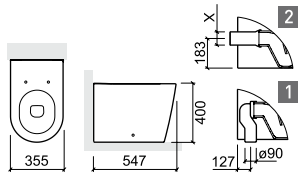
# URB.Y PLUS



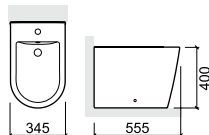
- 1 146021    3 140171LM    24061 NEW
- 2 146022    4 140173LM 24031
- 24011



- 146024    3 140171LM    24061 NEW
- 4 140173LM 24031
- 24011



- 1 146011    24061 NEW
- 2 146012    24031
- 24011



- 146410
- 146415 24041





# SANPROJECT

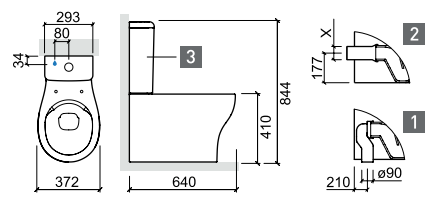


- 1 **sanita simples rimflush** | rimflush low level toilet | cuvette simple rimflush | inodoro rimflush cisterna alta
- 2 **bidé** | bidet | bidet | bidé
- 3 **lavatório 60x52** | 60x52 basin | lavabo 60x52 | lavabo 60x52
- 4 **coluna** | pedestal | colonne | pedestal
- 5 **sanita compacta rimflush** | rimflush close coupled toilet | cuvette sur pied rimflush | inodoro rimflush cisterna baja
- 6 **tanque com dupla descarga** | dual flush cistern | réservoir à double chasse | cisterna de doble descarga



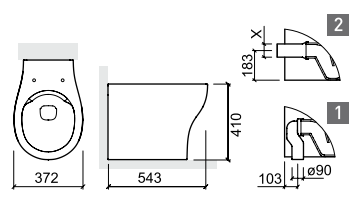


# SANPROJECT



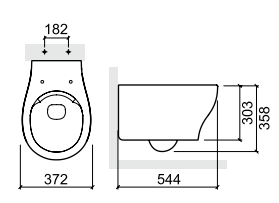
Rimflush  
the ultimate hygiene

1 139021 3 139111LM 23931 ClipOff   
2 139022



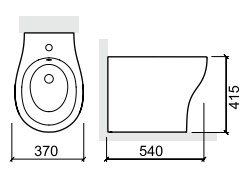
Rimflush  
the ultimate hygiene

1 139011 23931 ClipOff   
2 139012

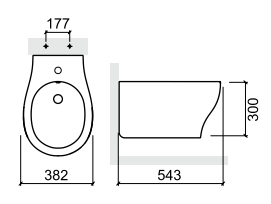


Rimflush  
the ultimate hygiene

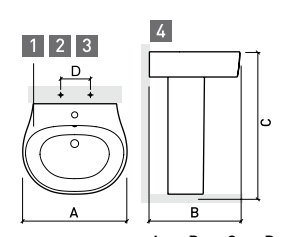
139032 23931 ClipOff



139410



139450




	A	B	C	D
1 139300	504	447	836	190
2 139310	603	517	850	280
3 139320	700	550	-	280
4 139200				






## Cores | Colours | Couleurs | Colores



branco  
white  
blanc  
blanco



pergamon



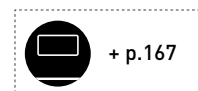
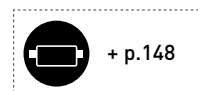
Rim flush  
the ultimate hygiene



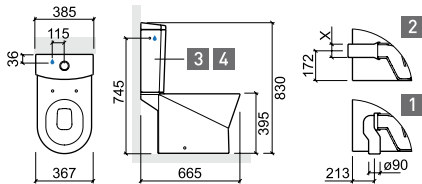
ClipOff®



- 1 **sanita compacta 60cm** | 60cm close coupled toilet | cuvette sur pied 60cm | inodoro cisterna baja 60cm
- 2 **tanque com dupla descarga** | dual flush cistern | réservoir à double chasse | cisterna de doble descarga
- 3 **bidé fechado** | back to wall bidet | bidet compact | bidé compacto
- 4 **sanita compacta 65cm** | 65cm close coupled toilet | cuvette sur pied 65cm | inodoro cisterna baja 65cm
- 5 **bidé** | bidet | bidet | bidé
- 6 **lavatório 54x46** | 54x46 basin | vasque 54x46 | lavabo 54x46



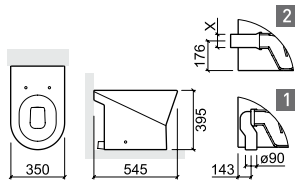




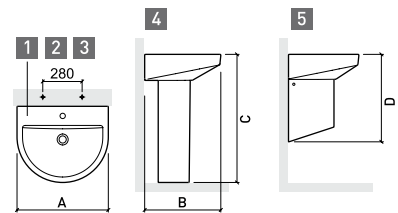
- 1 140021 3 140111LM 24061
- 2 140022 4 140113LM 24031
- 24011

packs	<b>140921</b>	<b>140929</b>
	+ 140021	+ 140021
	+ 140111LM	+ 140113LM
	+ 24011	+ 24011

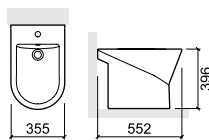
packs	<b>140928</b>	<b>140920</b>
	+ 140022	+ 140022
	+ 140111LM	+ 140113LM
	+ 24011	+ 24011



- 1 140011 24061
- 2 140012 24031
- 24011



	A	B	C	D
1 140300	560	465	835	580
2 140310	600	500	835	585
3 140320	660	490	835	585
4 140200				
5 140220				

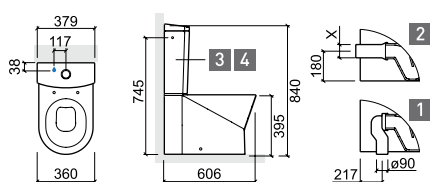


- 140410
- 140415 24041

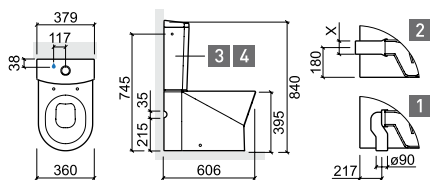
	A	B	C	D	E
1	525	590	140	655	133
2	525	590	140	650	133
3	520	585	140	645	133

Technical drawing of a bidet with dimensions: 850 (height), D (width), A (width), B (width), C (width), and E (width). Callouts 1, 2, and 3 point to specific components.

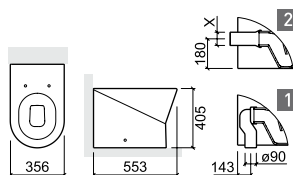
# URB.Y



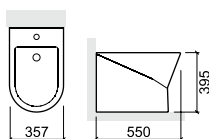
- |                 |                   |                  |  |
|-----------------|-------------------|------------------|--|
| <b>1</b> 140027 | <b>3</b> 140171LM | 24061 <b>NEW</b> |  |
| <b>2</b> 140028 | <b>4</b> 140173LM | 24031            |  |
|                 |                   | 24011            |  |



- |                 |                   |                  |  |
|-----------------|-------------------|------------------|--|
| <b>1</b> 140023 | <b>3</b> 140171LM | 24061 <b>NEW</b> |  |
| <b>2</b> 140024 | <b>4</b> 140173LM | 24031            |  |
|                 |                   | 24011            |  |



- |                 |                  |  |
|-----------------|------------------|--|
| <b>1</b> 140013 | 24061 <b>NEW</b> |  |
| <b>2</b> 140014 | 24031            |  |
|                 | 24011            |  |



- |               |              |
|---------------|--------------|
| <b>140420</b> |              |
| <b>140425</b> | <b>24041</b> |







# URB.Y



**140042** 24061 **NEW** **easy clip**  
 24031 **ClipOff**  
 24011 **ClipOff**

**NF** **140032** 24061 **NEW** **easy clip**  
 24031 **ClipOff**  
 24011 **ClipOff**

**Rimflush** **140044** 24061 **NEW** **easy clip**  
 24031 **ClipOff**  
 24011 **ClipOff**

**NEW** **Rimflush** **140034** 24061 **NEW** **easy clip**  
 24031 **ClipOff**  
 24011 **ClipOff**

**140440**

**140450**







# LOOK



## Cores | Colours | Couleurs | Colores

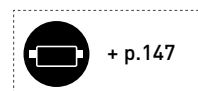


branco  
white  
blanc  
blanco



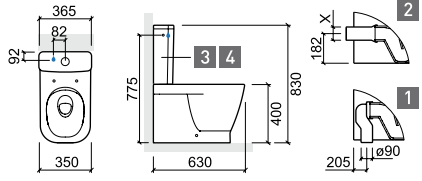
pergamon

- 1 **sanita compacta** | close coupled toilet | cuvette sur pied | inodoro cisterna baja
- 2 **tanque com dupla descarga** | dual flush cistern | réservoir à double chasse | cisterna de doble descarga
- 3 **bidé** | bidet | bidet | bidé
- 4 **lavatório 60x45** | 60x45 basin | lavabo 60x45 | lavabo 60x45
- 5 **coluna** | pedestal | colonne | pedestal
- 6 **sanita suspensa rimflush** | rimflush wall mounted toilet | cuvette suspendue rimflush | inodoro rimflush suspendido
- 7 **bidé suspenso** | wall mounted bidet | bidet suspendu | bidé suspendido



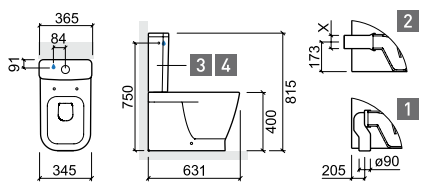


# LOOK

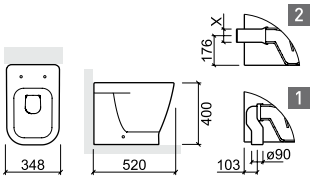


**Rimflush**  
The ultimate hygiene

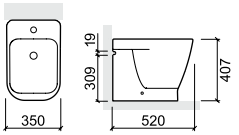
- 1 134023
- 3 134111LM
- 23461
- 
- 
- 
- 
- 2 134024
- 4 134113LM
- 23431
- 
- 23411



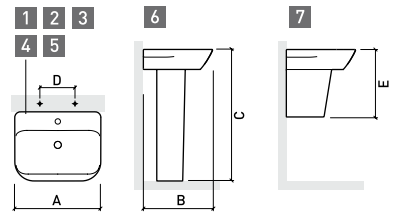
- 1 134021
- 3 134111LM
- 23461
- 
- 
- 
- 
- 2 134022
- 4 134113LM
- 23431
- 
- 23411



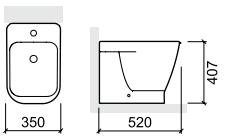
- 1 134011
- 23461
- 
- 
- 
- 
- 2 134012
- 23431
- 
- 23411



- 134420
- 134425
- 23441
- 




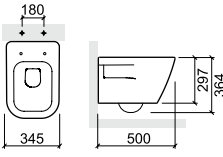
	A	B	C	D	E
1 134310	460	416	850	228	440
2 134320	500	414	850	280	440
3 134330	560	449	850	280	440
4 134340	600	449	850	280	440
5 134370	660	443	850	278	444
6 134200					
7 134220					












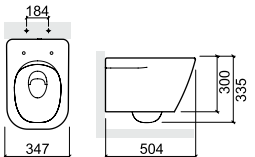
- 134410
- 134415
- 23441
- 

	A	B	C	D	E
1	576	618	140	680	118
2	561	630	140	680	118
3	558	623	140	673	118
4	560	625	140	675	118
5	555	625	140	675	118









# LOOK


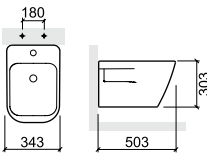







134032 23461 **NEW**     **easy clip**  
 23431   **ClipOff**  
 23411   **ClipOff**


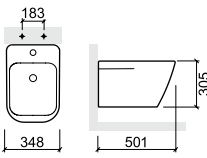






**Rim flush**  
 the ultimate hygiene

134034 23461 **NEW**     **easy clip**  
 23431   **ClipOff**  
 23411   **ClipOff**

134450  
 134455  23441   **ClipOff**

134440  
 134445  23441   **ClipOff**







# WINNER



NEW



Rimflush  
*The ultimate hygiene*



easy clip  
SYSTEM

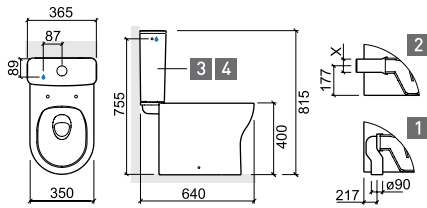
1 2 3



- 1 **sanita compacta rimflush** | rimflush close coupled toilet | cuvette sur pied rimflush | inodoro rimflush cisterna baja
- 2 **tanque com dupla descarga** | dual flush cistern | réservoir à double chasse | cisterna de doble descarga
- 3 **bidé** | bidet | bidet | bidé
- 4 **lavatório 55x43** | 55x43 basin | lavabo 55x43 | lavabo 55x43
- 5 **coluna suspensa** | wall hung pedestal | semi-colonne | semi pedestal



# WINNER



**NEW** Rim flush  
The ultimate hygiene

- 1 142021
- 3 142111LM
- 24231
- 
- 
- 
- easy clip
- 2 142022
- 4 142113LM

packs

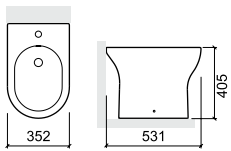
142921	142923
+ 142021	+ 142021
+ 142111LM	+ 142113LM

packs

142922	142924
+ 142022	+ 142022
+ 142111LM	+ 142113LM



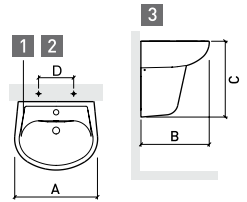
**NEW**



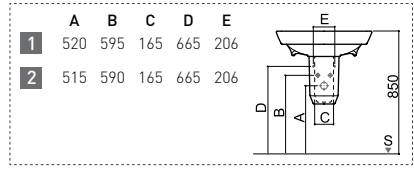
142410



**NEW**



	A	B	C	D
1 142300	550	435	500	265
2 142310	600	455	500	275
3 142220				



	A	B	C	D	E
1	520	595	165	665	206
2	515	590	165	665	206






# EASY


NEW



Rimflush  
*the ultimate hygiene*



## Cores | Colours | Couleurs | Colores



branco  
white  
blanc  
blanco



pergamon

- 1 **sanita compacta rimflush** | rimflush close coupled toilet| cuvette sur pied rimflush | inodoro rimflush cisterna baja
- 2 **tanque com dupla descarga** | dual flush cistern | réservoir à double chasse | cisterna de doble descarga
- 3 **bidé** | bidet | bidet | bidé
- 4 **sanita compacta** | close coupled toilet| cuvette sur pied | inodoro cisterna baja
- 5 **lavatório 55x45** | 55x45 basin | lavabo 55x45 | lavabo 55x45
- 6 **coluna suspensa** | wall hung pedestal | semi-colonne | semi pedestal
- 7 **lavatório 46x38** | 46x38 basin | lavabo 46x38 | lavabo 46x38

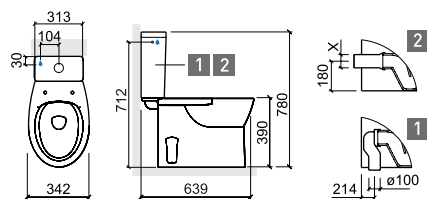








# EASY



NEW

Rimflush  
the ultimate hygiene



1 131023

3 131111LM

23131

2 131024

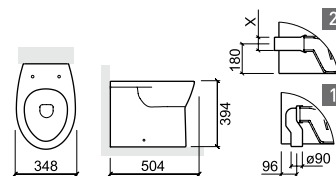


4 131113LM



23111

23121



1 131013

23131



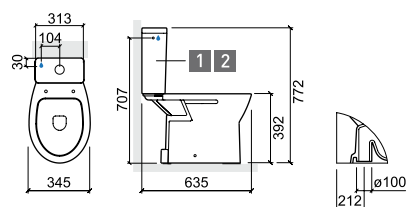
2 131014

23111



23114

23121



131021

1 131111LM

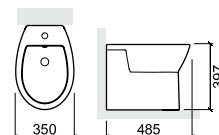
23131



2 131113LM

23111

23121



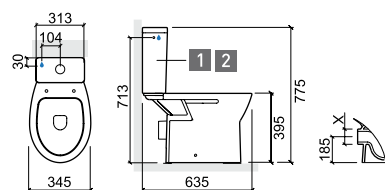
131420

131425

23141

packs

131925	131927
+ 131021	+ 131021
+ 131111LM	+ 131113LM
+ 23121	+ 23121



131022

1 131111LM

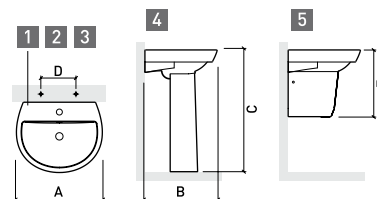
23131



2 131113LM

23111

23121

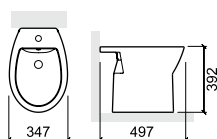


	A	B	C	D	E
1 131330	500	425	845	245	415
2 131310	548	443	846	272	415
3 131320	612	467	845	280	415
4 131200					
5 131220					

packs

131926	131928
+ 131022	+ 131022
+ 131111LM	+ 131113LM
+ 23121	+ 23121

	A	B	C	D	E
1	525	580	140	640	130
2	535	590	140	640	130
3	530	585	140	640	130



131410

131415



23141









# AVEIRO


## Cores | Colours | Couleurs | Colores




**branco**  
white  
blanc  
blanco



**pergamon**




**azul**  
blue  
bleu  
azul




**verde**  
green  
vert  
verde



**almond**



**rosa**  
pink  
rose  
rosa

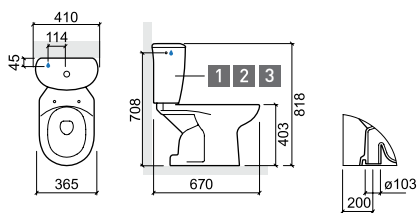


**cinza**  
grey  
gris  
gris

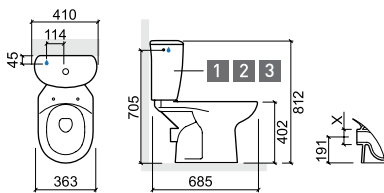


- 1 **sanita compacta** | close coupled toilet | cuvette sur pied | inodoro cisterna baja
- 2 **tanque** | cistern | réservoir | cisterna
- 3 **bidé** | bidet | bidet | bidé
- 4 **lavatório 60x51** | 60x51 basin | lavabo 60x51 | lavabo 60x51
- 5 **coluna** | pedestal | colonne | pedestal
- 6 **sanita suspensa** | wall mounted toilet | cuvette suspendue | inodoro suspendido

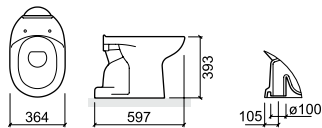
# AVEIRO



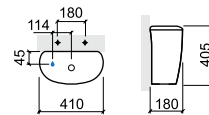
- 103021**
- |          |          |       |  |
|----------|----------|-------|--|
| <b>1</b> | 103111LM | 20331 |  |
| <b>2</b> | 103113LM | 20320 |  |
| <b>3</b> | 103113PF | 20321 |  |



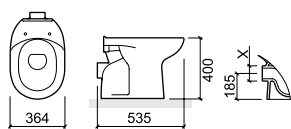
- 103022**
- |          |          |       |  |
|----------|----------|-------|--|
| <b>1</b> | 103111LM | 20331 |  |
| <b>2</b> | 103113LM | 20320 |  |
| <b>3</b> | 103113PF | 20321 |  |



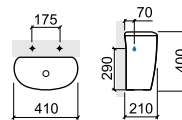
- 103011**
- |  |       |  |
|--|-------|--|
|  | 20331 |  |
|  | 20320 |  |
|  | 20321 |  |



- 103112**



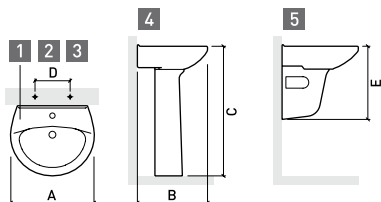
- 103012**
- |  |       |  |
|--|-------|--|
|  | 20331 |  |
|  | 20320 |  |
|  | 20321 |  |



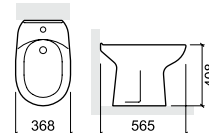
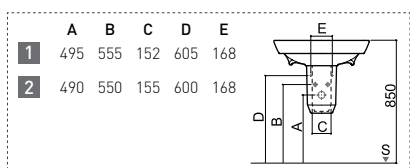
- 103114**



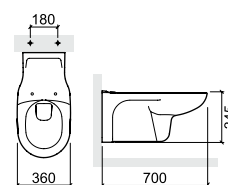
# AVEIRO



	A	B	C	D	E
<b>1</b> 103300	550	455	820	285	-
<b>2</b> 103310	595	505	820	283	505
<b>3</b> 103320	665	535	835	284	525
<b>4</b> 103200					
<b>5</b> 103220					



103410 20341



103042
 20331
 20320
 20321





# CETUS




Rimflush  
the ultimate hygiene




ClipOff®



## Cores | Colours | Couleurs | Colores



branco  
white  
blanc  
blanco



pergamon

1 **sanita suspensa** | wall mounted toilet | cuvette suspendue | inodoro suspendido

2 **bidé suspenso** | wall mounted bidet | bidet suspendu | bidé suspendido

3 **lavatório 55x43** | 55x43 basin | lavabo 55x43 | lavabo 55x43

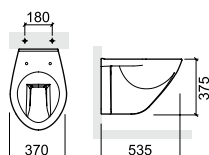
4 **coluna suspensa** | wall hung pedestal | semi-colonne | semi pedestal



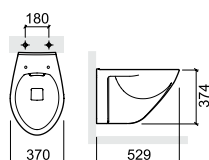




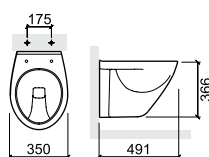
# CETUS



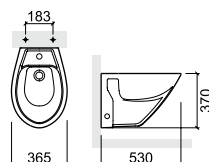
- NF** 110032 21031 21061   
 21011 21021   
 21051 \*



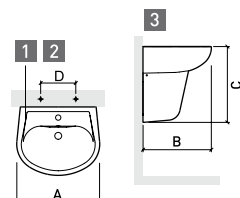
- 110034 21031 21061   
 21011 21021   
 21051 \*



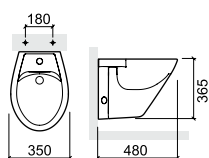
- NF** 110042 21034   
 21014



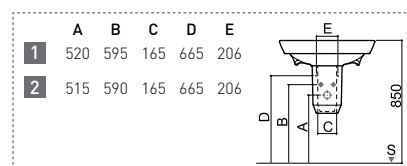
110450



- |          | A   | B   | C   | D   |
|----------|-----|-----|-----|-----|
| 1 110300 | 550 | 435 | 500 | 265 |
| 2 110310 | 600 | 455 | 500 | 275 |
| 3 110220 |     |     |     |     |



110440



- |   | A   | B   | C   | D   | E   |
|---|-----|-----|-----|-----|-----|
| 1 | 520 | 595 | 165 | 665 | 206 |
| 2 | 515 | 590 | 165 | 665 | 206 |





Sistemas de instalação  
Installation systems  
Systèmes d'installation  
Sistemas de intalación

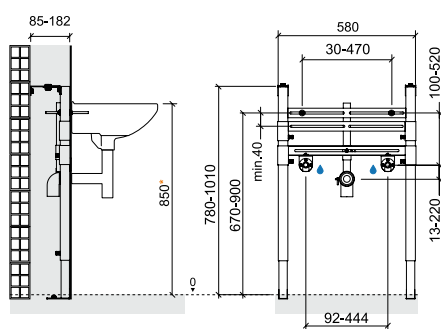


Estruturas para lavatórios  
 Frames for basins  
 Bâti-supports pour lavabo  
 Soportes para lavabos



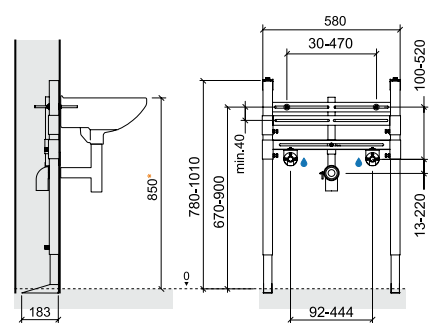
LOOK + SANFIX

SANFIX



420

150KG



429

150KG

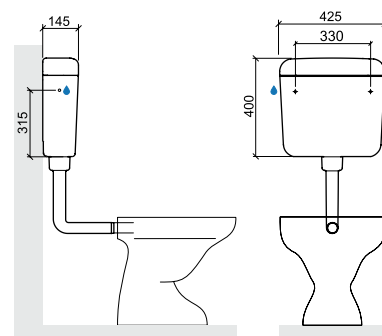


**Tanques exteriores para sanitas simples**  
 External cisterns for low level toilets  
 Réservoirs extérieurs pour cuvettes au sol  
 Cisternas altas exteriores para inodoros a suelo



EASY + REPLAY

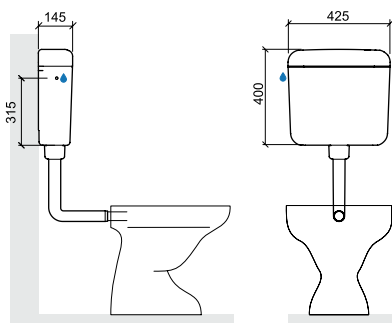
**REPLAY**



40562



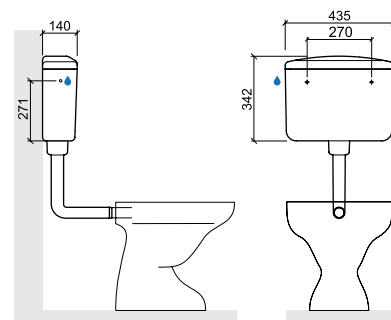
**SIMPLE**



40561



**BASIC**

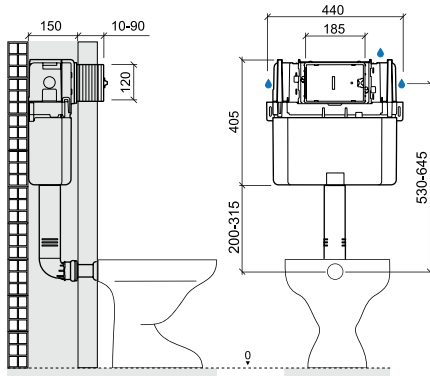


40261



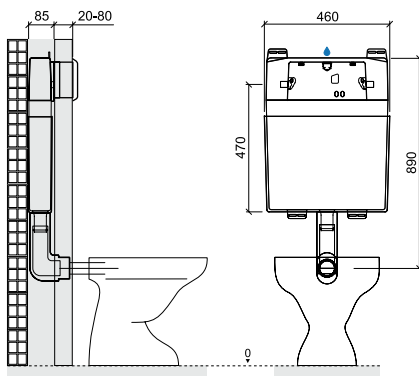
**Tanques interiores para sanitas simples**  
 Interior cisterns for low level toilets  
 Réservoirs intérieurs pour cuvettes au sol  
 Cisternas altas interiores para inodoros a suelo

**QUADRO**



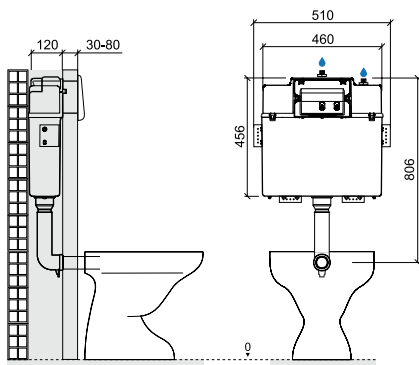
445

**WALLFIT**



40433

**SWITCH**



40133



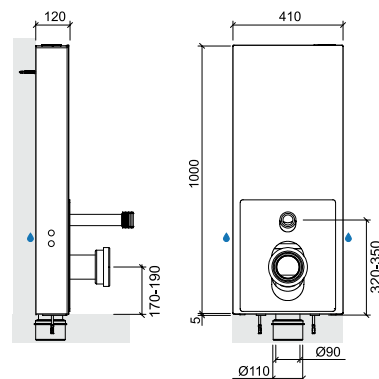
SANLIFE + MOOVE



Estruturas exteriores para sanitas simples  
 External frames for low level toilets  
 Panneaux WC extérieures pour cuvettes au sol  
 Estructuras externas para inodoros a suelo



SANGLOSS



41833



## Estructuras exteriores para sanitas suspendidas

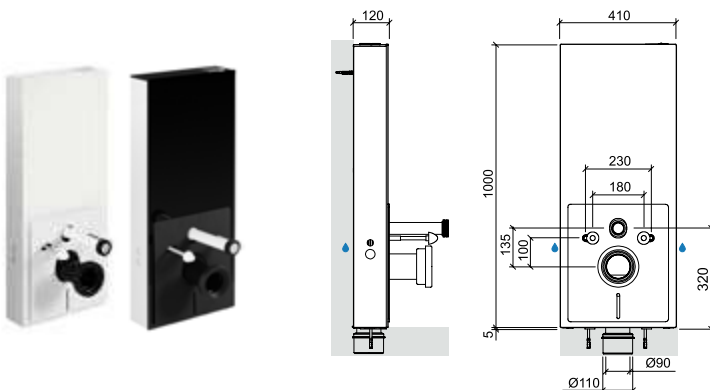
External frames for wall mounted toilets

Panneaux WC extérieures pour cuvettes suspendues

Estructuras externas para inodoros suspendidos



### SANGLOSS WALL



41733

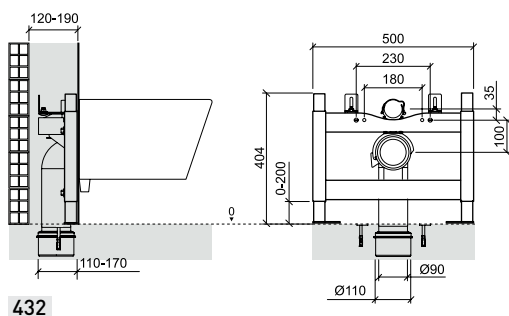




**Estrutura interior (sem tanque) para sanitas suspensas**  
**Built-in frame (without cistern) for wall mounted toilets**  
**Bâti-support (sans réservoir) pour cuvettes suspendues**  
**Estructura interna (sin cisterna) para inodoros suspendidos**

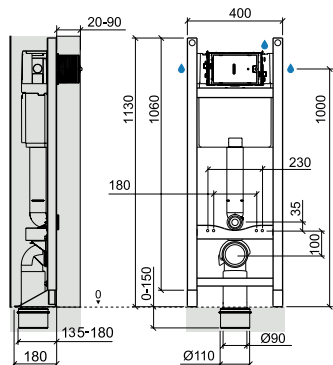


CETUS + ECO



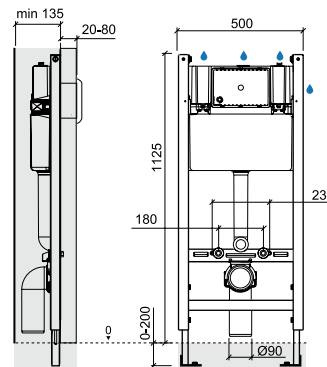
**Estruturas interiores para sanitas suspensas**  
**Built-in frames for wall mounted toilets**  
**Bâti-supports pour cuvettes suspendues**  
**Estructuras internas para inodoros suspendidos**

**QUADRO**



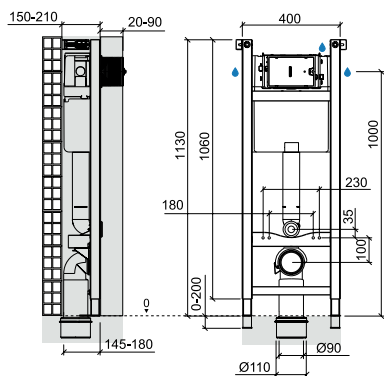
**449**

**SANFIX**



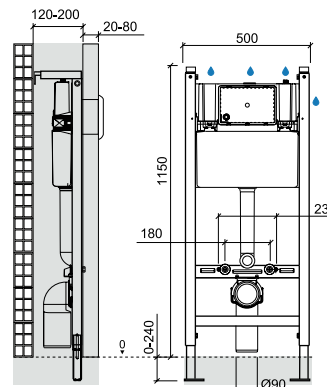
**40323**

**QUADRO**



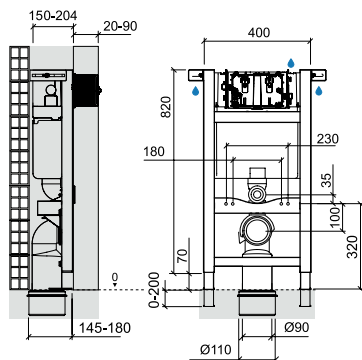
**443**

**SANFIX**



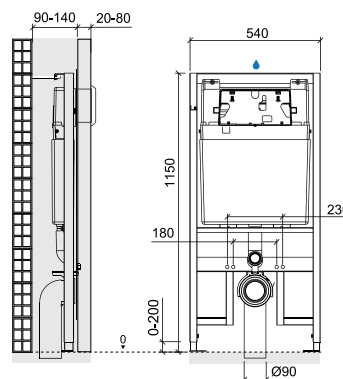
**40333**

**QUADRO**



**453**

**SANSPLACE**



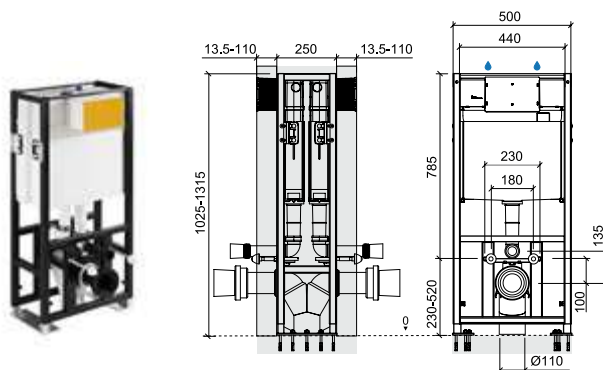
**40633**





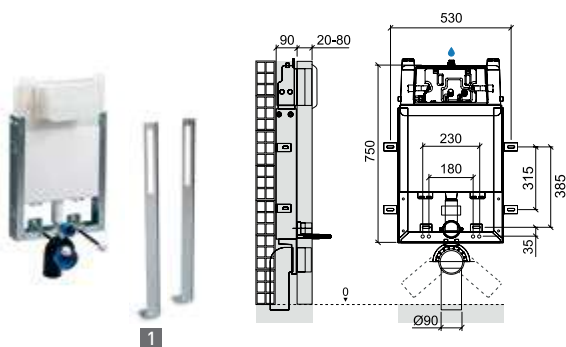
Estructuras interiores para sanitas suspendidas  
 Built-in frames for wall mounted toilets  
 Bâti-supports pour cuvettes suspendues  
 Estructuras internas para inodoros suspendidos

SANDOUBLE



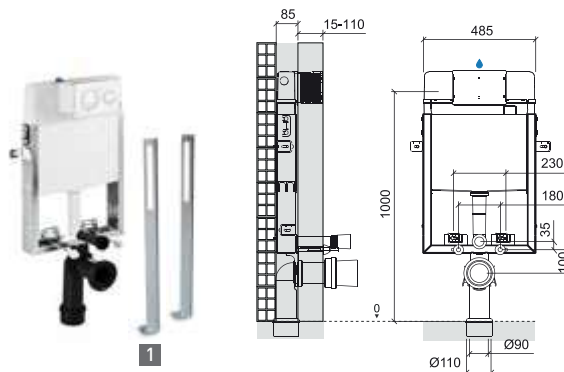
411023

SANBEST



40533 1 4A0233

SANSLIM

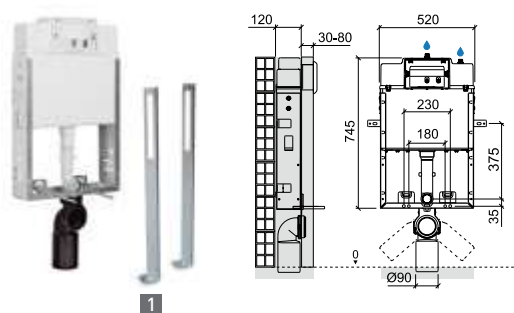


41233 1 4A0233

41933  
 + 41233  
 + 41023

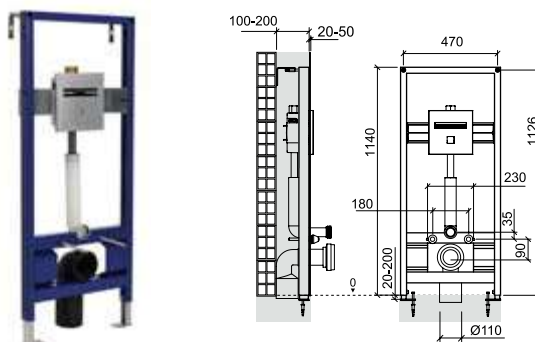
pack

SANFLUSH



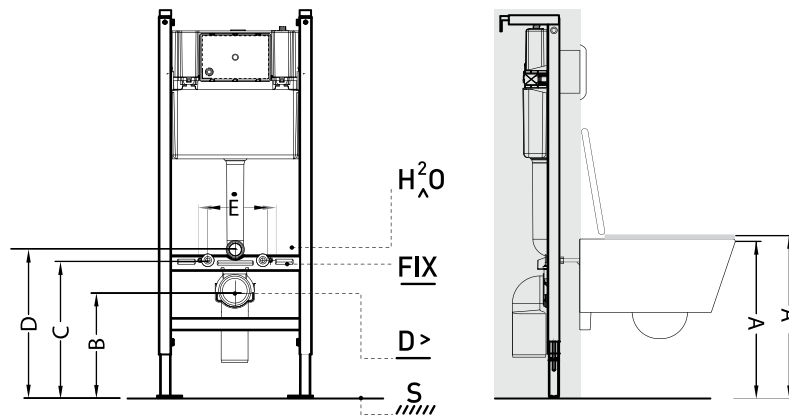
40233 1 4A0233








PLAN



5E12077 5E12078

**Cotas de instalação (recomendadas) para sanitas suspensas**  
 (Recommended) installation dimensions for wall mounted toilets  
 Cotes d'installation (recommandée) pour cuvettes suspendues  
 Cotas de instalación (recomendadas) para inodoros suspendidos



	A	B	C	D	E
WCA	420	215	315	350	230
SANLIFE 	420	240	339	375	180
STATUS	420	235	333	383	180
SANIBOLD	420	233	333	365	180
SANIBOLD 	420	222	327	360	180
ADVANCE	420	239	339	374	180
SANPROJECT 	420	241	340	374	180
URB.Y 48	420	240	340	375	180
URB.Y 48 	420	230	335	365	180
URB.Y 52	420	240	340	375	180
URB.Y 52 	420	240	335	375	180
LOOK	420	228	332	362	180
LOOK 	420	230	325	361	180
AVEIRO 70	450*	270	370	405	180
CETUS 48	420	235	340	375	180
CETUS 52	420	235	335	370	180
CETUS 52 	420	225	330	360	180
NEW WCCARE	450*	202	302	337	230

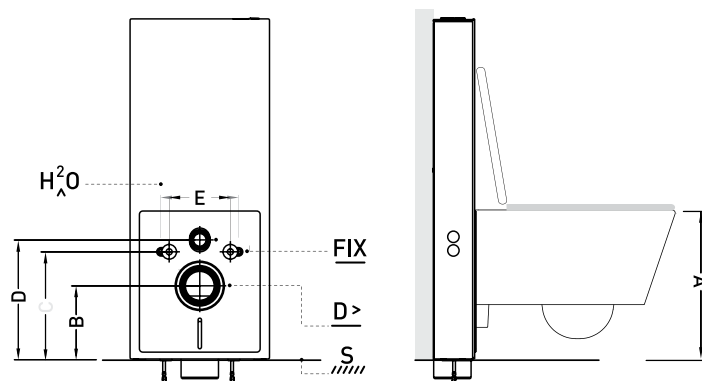
**FIX**  
 fixação  
 fixation  
 fijación







**H<sup>2</sup>O**  
 entrada de água  
 water supply  
 alimentation d'eau  
 alimentación de agua

**D>**  
 descarga  
 flush  
 chasse d'eau  
 descarga

**S**  
 solo  
 finished floor  
 sol fini  
 suelo

**Cotas de instalação (recomendadas) SANGLOSS WALL para sanitas suspensas**  
**SANGLOSS WALL (recommended) installation dimensions for wall mounted toilets**  
**Cotes d'installation (recommandée) SANGLOSS WALL pour cuvettes suspendues**  
**Cotes de instalación (recomendadas) SANGLOSS WALL para inodoros suspendidos**



	A	B	C	D	E
WCA	425	220	320	355	230
SANLIFE 	400	220	320	355	180
STATUS	407	222	320	370	180
SANIBOLD	407	220	320	352	180
SANIBOLD 	413	215	320	353	180
ADVANCE	400	219	320	355	180
SANPROJECT 	400	221	320	354	180
URB.Y 48	400	220	320	355	180
URB.Y 48 	405	215	320	350	180
URB.Y 52	400	220	320	355	180
URB.Y 52 	405	225	320	360	180
LOOK	408	216	320	350	180
LOOK 	415	225	320	356	180

**FIX**  
 fixação  
 fixation  
 fijación

**H<sup>2</sup>O**  
 entrada de água  
 water supply  
 alimentation d'eau  
 alimentación de agua

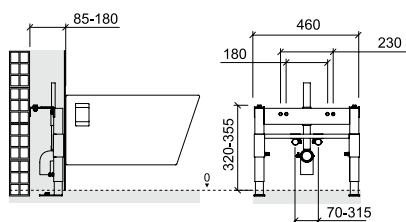
**D >**  
 descarga  
 flush  
 chasse d'eau  
 descarga

**S**  
 solo  
 finished floor  
 sol fini  
 suelo

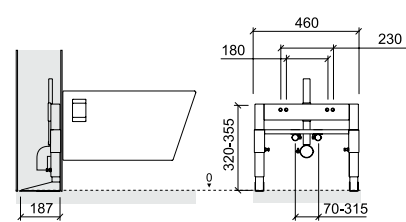
**Suportes interiores para bidés suspensos**  
 Built-in frames for wall mounted bidets  
 Bâti-support pour bidets suspendu  
 Estructuras internas para bidés suspendidos



SANIBOLD



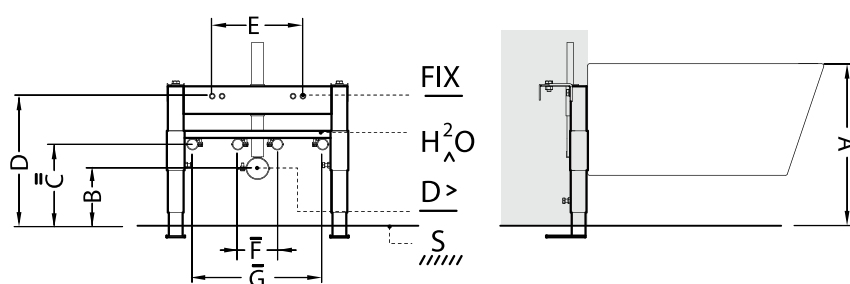
430









439



**Cotas de instalação (recomendadas) para bidés suspensos**  
 (Recommended) installation dimensions for wall mounted bidets  
 Cotes d'installation (recommandée) pour bidets suspendues  
 Cotas de instalación (recomendadas) para bidés suspendidos



	A	B	C	D	E	F	G
WCA	420	145	210	320	230	100	-
SANLIFE	420	145	170	345	180	150	300
STATUS	420	110	240	355	180	130	-
SANIBOLD	420	130	130	340	180	130	300
SANIBOLD 	420	140	130	335	180	130	300
ADVANCE	420	194	259	354	180	100	-
SANPROJECT	420	115	145	345	180	145	300
URB.Y 48	420	115	180	340	180	100	300
URB.Y 52	420	115	165	340	180	145	300
LOOK	420	140	140	350	180	120	300
LOOK 	420	130	140	350	180	135	300
CETUS	420	115	180	330	180	100	300
							
							

**FIX**  
 fixação  
 fixation  
 fijación

**H<sup>2</sup>O**  
 entrada de água  
 water supply  
 alimentation d'eau  
 alimentación de agua

**D>**  
 descarga  
 flush  
 chasse d'eau  
 descarga

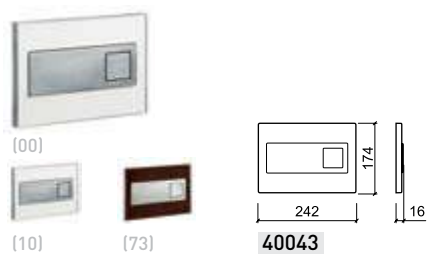
**S**  
 solo  
 finished floor  
 sol fini  
 suelo

Placas de descarga  
 Flush plates  
 Plaques de commande  
 Placas de accionamiento

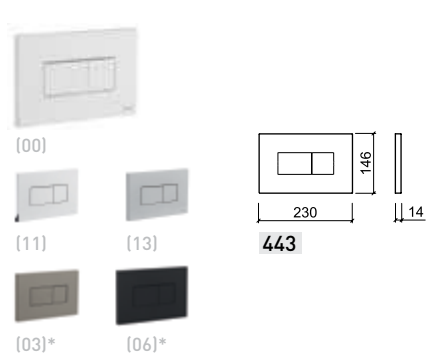


MOON


SQUARE



QUADRO



MOON



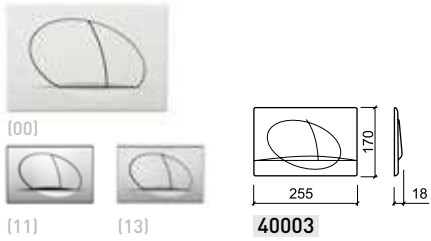


Placas de descarga  
 Flush plates  
 Plaques de commande  
 Placas de accionamiento

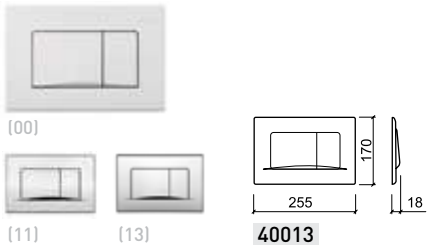


MOOVE

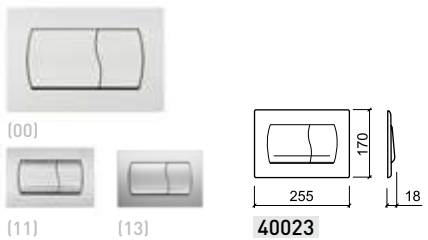
ORANGE



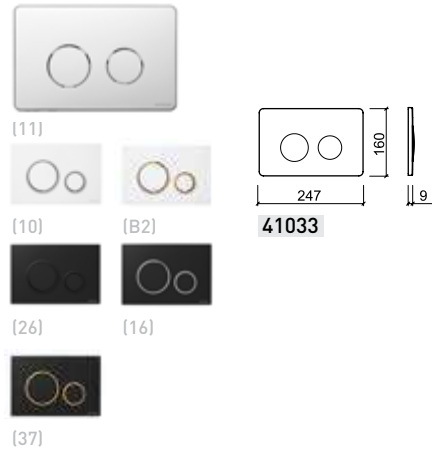
PLAN



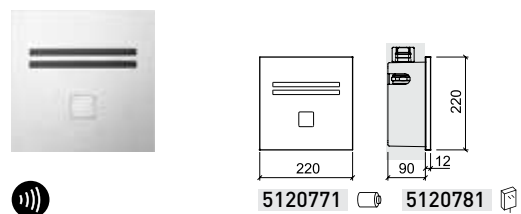
EASY



MOOVE



PLAN







**Encastrar por baixo**

Undermount

À encastrar par dessous

Bajo encimera

- 111 Agres
- 111 Anna
- 111 Arc
- 111 Biar
- 111 Simple
- 111 Vouga

**Encastrar por cima**

Inset

À encastrar par dessus

Encimera

- 115 Alicante
- 115 Almoradi
- 115 Anna
- 116 Área
- 116 Área Plus NEW
- 116 Frame
- 116 Millennium
- 116 Paris
- 119 Tabarca
- 119 Tejo
- 119 Vintage
- 119 WCA

**Pousar**

Vessel

À poser

Sobre encimera

- 125 Advance
- 125 Algar
- 125 Belfast
- 125 Blok
- 125 Comby
- 126 Flow
- 126 Frame
- 126 Hi-dden
- 126 Join
- 126 Look
- 129 Morfys
- 130 Note
- 130 Novelda Plus
- 130 Polop
- 133 Ring
- 134 Round
- 137 Sanibold
- 138 Sanproject
- 138 Sanlife
- 141 Sign
- 142 Status
- 142 Tribo
- 142 Unu
- 142 Vista

**Semi-encastrar**

Semi recessed

Semi-encastrés

Semiempotrar

- 147 Advance
- 147 Flat
- 147 Linha
- 147 Look
- 148 Palm
- 148 Status
- 148 Urb.Y
- 148 Urb.Y Plus
- 148 Valência

**Parede**

Wall mounted

Mural

Mural

- 155 Advance
- 155 Blend
- 155 Cetus Basic
- 155 Clean
- 156 Douro
- 156 Easy
- 156 Flow
- 159 Flux
- 160 Look
- 160 Mira
- 160 Mondego
- 163 Note
- 164 Novelda Plus
- 164 Palm
- 164 Plan
- 167 Sado
- 167 Sanlife
- 167 Sanproject
- 167 Status
- 167 Urb.Y
- 168 Vista
- 168 WCA



Encastrar por baixo  
Undermount  
À encastrer par dessous  
Bajo encimera



- 1 lavatório agres 54x34 | 54x34 agres basin | vasque agres 54x34 | lavabo agres 54x34
- 2 lavatório agres 77x35 | 77x35 agres basin | vasque agres 77x35 | lavabo agres 77x35
- 3 lavatório simple 48x39 | 48x39 simple basin | vasque simple 48x39 | lavabo simple 48x39
- 4 lavatório arc Ø46 | Ø46 arc basin | vasque arc Ø46 | lavabo arc Ø46
- 5 lavatório biar 53x39 | 53x39 biar basin | vasque biar 53x39 | lavabo biar 53x39





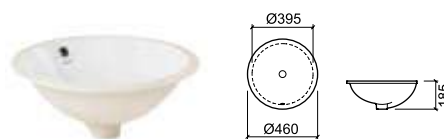


AGRES \*



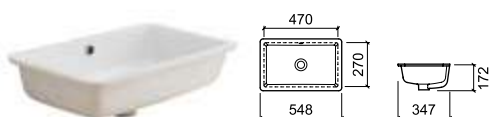
118940

ARC \*

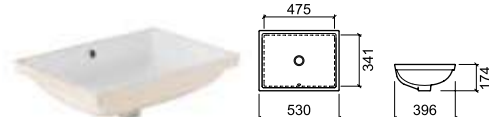


108760

BIAR \*

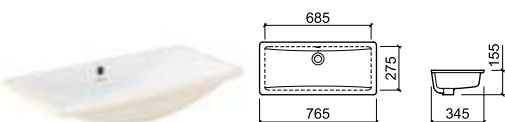


118370

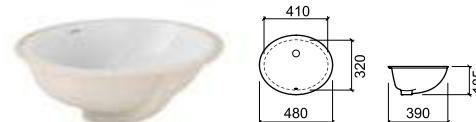


118350

SIMPLE \*

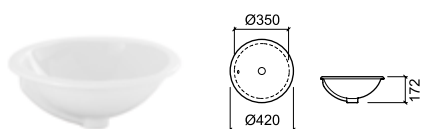


118880



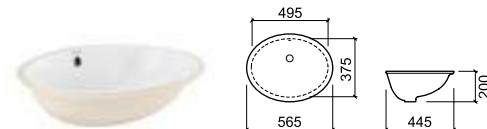
108750

ANNA \*



118340

VOUGA \*



108350





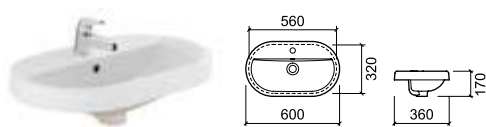
- 1 lavatório paris 55x44 | 55x44 paris basin | vasque paris 55x44 | lavabo paris 55x44
- 2 lavatório almoradi 61x35 | 61x35 almoradi basin | vasque almoradi 61x35 | lavabo almoradi 61x35
- 3 lavatório frame 60x36 | 60x36 frame basin | vasque frame 60x36 | lavabo frame 60x36
- 4 lavatório anna Ø41 | Ø41 anna basin | vasque anna Ø41 | lavabo anna Ø41
- 5 lavatório área plus 81x46 | 81x46 área plus basin | vasque área plus 81x46 | lavabo área plus 81x46



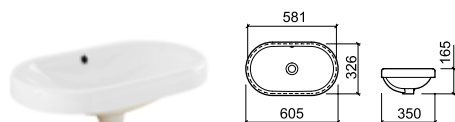


ALMORADÍ

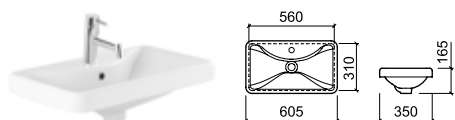
ALMORADI



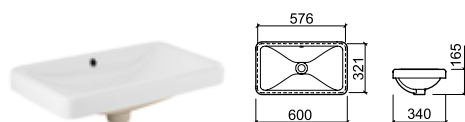
118899



118890

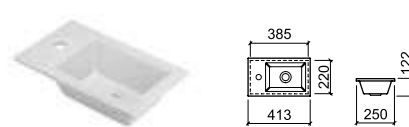


118909



118900

ALICANTE

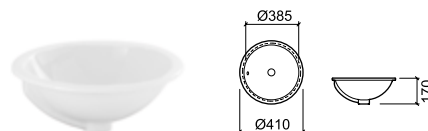


118910

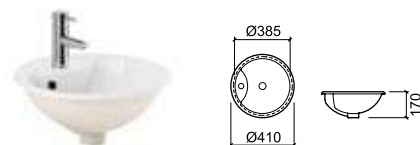


118920

ANNA \*



118320



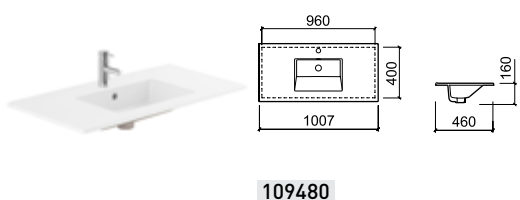
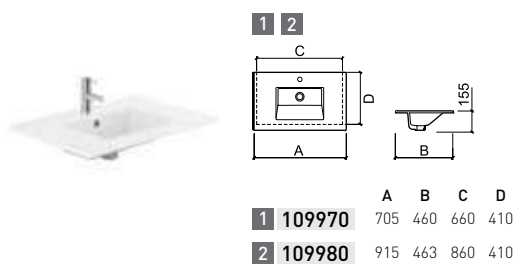
118330

Encastrar por cima  
Inset  
À encastrer par dessus  
Encimera

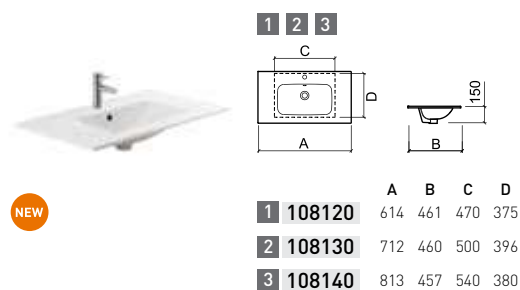


ÁREA PLUS

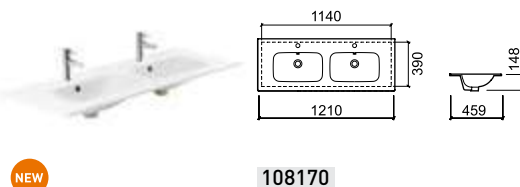
ÁREA



ÁREA PLUS

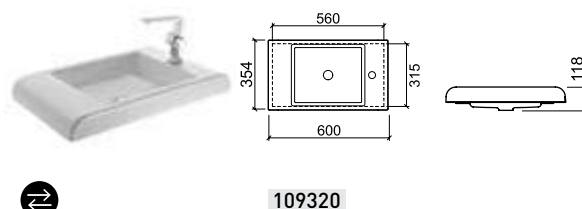


NEW

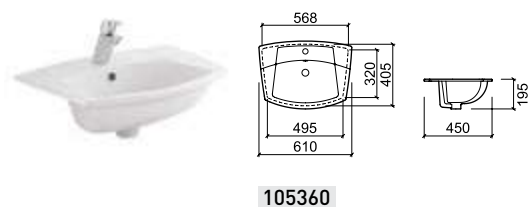


NEW

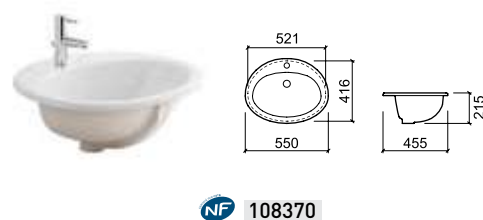
FRAME



MILLENNIUM \*



PARIS \*







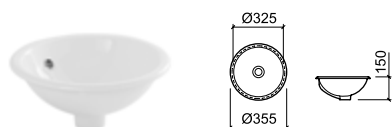
VINTAGE



Encastrar por cima  
Inset  
À encastrar par dessus  
Encimera

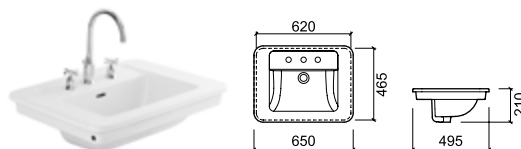


TABARCA \*



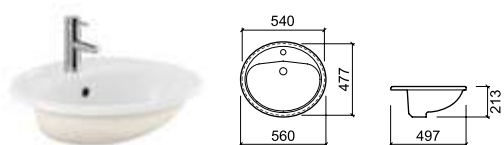
118310

VINTAGE



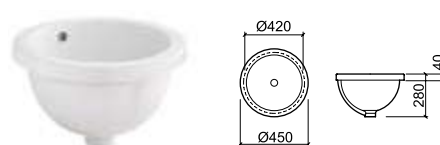
117360 117361 ∞

TEJO \*



108360

WCA



111360





- 1 lavatório note 60x30 | 60x30 note basin | vasque note 60x30 | lavabo note 60x30
- 2 lavatório comby 61x39 | 61x39 comby basin | vasque comby 61x39 | lavabo comby 61x39
- 3 lavatório algar Ø41 | Ø41 algar basin | vasque algar Ø41 | lavabo algar Ø41
- 4 lavatório hi-dden 120x44 | 120x44 hi-dden basin | vasque hi-dden 120x44 | lavabo hi-dden 120x44

Pousar  
Vessel  
À poser  
Sobre encimera



- 1 **lavatório novelda plus 60x45** | 60x45 novelda plus basin | vasque novelda plus 60x45 | lavabo novelda plus 60x45
- 2 **lavatório status 51x39** | 51x39 status basin | vasque status 51x39 | lavabo status 51x39
- 3 **lavatório sanlife 60x42** | 60x42 sanlife basin | vasque sanlife 60x42 | lavabo sanlife 60x42
- 4 **lavatório vista 47x35 + tampa** | 47x35 vista basin + lid | vasque vista 47x35 + couvercle | lavabo vista 47x35 + tapa

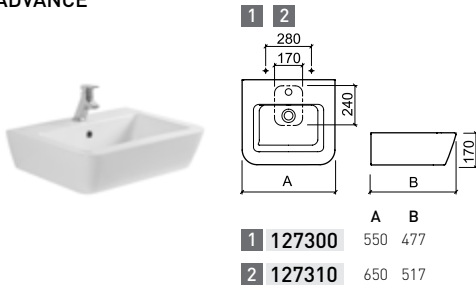


U





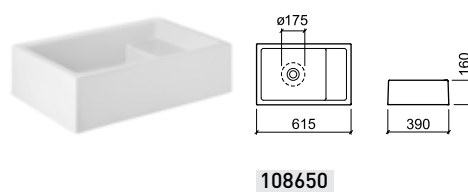
**ADVANCE \*\***



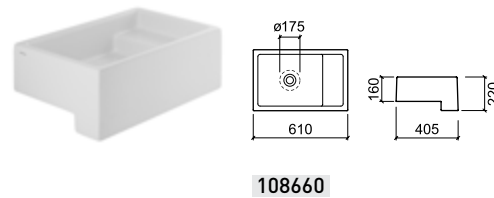
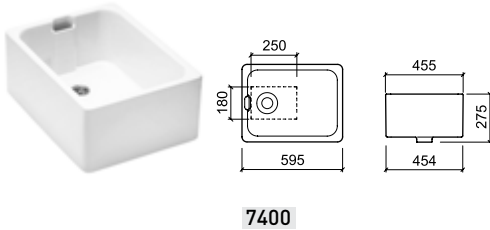
**ALGAR \***



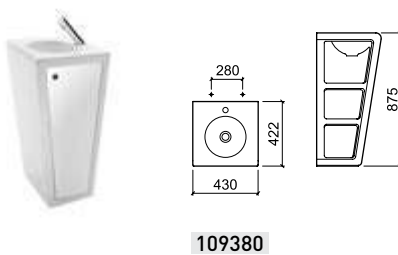
**COMBY**




**BELFAST \*\*\***



**BLOK**



**Cores | Colours | Couleurs | Colores**



**branco**  
white  
blanc  
blanco

**preto**  
black  
noir  
negro

**zebrano**  
zebrano  
zebrano  
zebrano

\* disponível em pergamon | available in pergamon | disponible en pergamon | disponible en pergamon

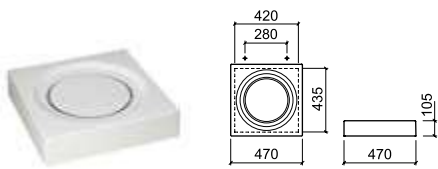
\*\* disponível em preto | available in black | disponible en noir | disponible en negro

\*\*\* disponível em antracite mate | available in matte anthracite | disponible en anthracite mat | disponible en antracita mate

Pousar  
Vessel  
À poser  
Sobre encimera

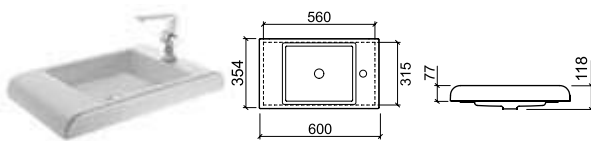


FLOW



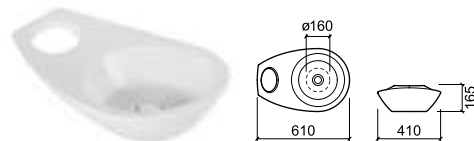
109840

FRAME



109320

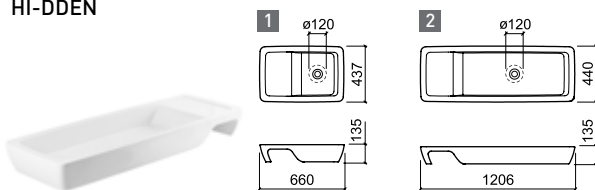
JOIN



109710

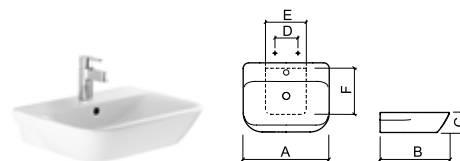


HI-DDEN



1 109930 2 109940

LOOK \*



	A	B	C	D	E	F
1 134310	460	416	130	228	200	265
2 134320	500	414	130	280	200	265
3 134330	560	449	130	280	265	300
4 134340	600	449	130	280	265	300
5 134370	660	443	134	278	265	300










MORFYS



MORFYS

**Cores** | Colours | Couleurs | Colores



**branco**  
white  
blanc  
blanco

**preto**  
black  
noir  
negro

**azul**  
blue  
bleu  
azul



**vermelho**  
red  
rouge  
rojo

**laranja**  
orange  
naranja

**verde**  
green  
vert  
verde

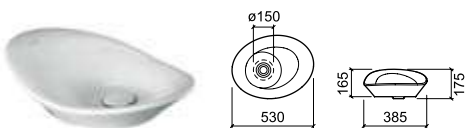


**cobre**  
copper  
cuivre  
cobre

**dourado**  
gold  
doré  
dorado

**rainbow**

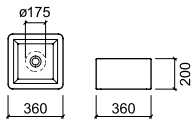
MORFYS



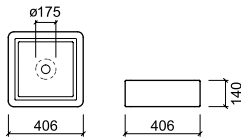
108970

Pousar  
Vessel  
À poser  
Sobre encimera

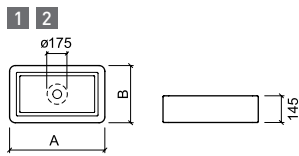
NOTE



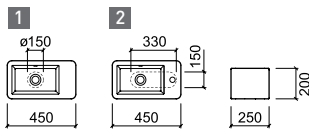
109720



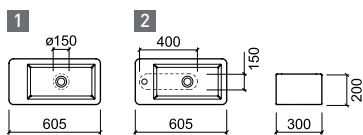
109340



	A	B
1 109360	500	300
2 109950	600	425

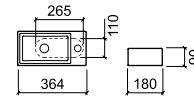


1 109739 2 109730

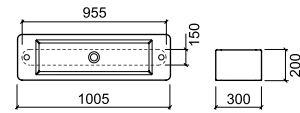


1 109309 2 109300

NOTE

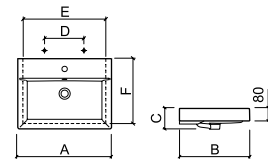


108100

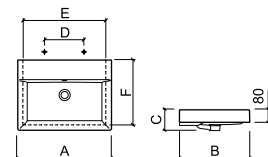


109310

NOVELDA PLUS \*

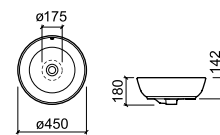


	A	B	C	D	E	F
1 118100	500	455	140	275	460	435
2 118110	606	456	140	285	565	430
3 118120	705	455	133	283	650	425



	A	B	C	D	E	F
1 118109	500	455	140	275	460	435
2 118119	606	456	140	285	565	430
3 118129	705	455	133	283	650	425

POLOP



118840



NOTE



RING



RING

**Cores** | Colours | Couleurs | Colores



**branco**  
white  
blanc  
blanco



**branco + prateado**  
white + silver  
blanc + argent  
blanco + plata


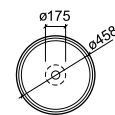


**branco + dourado**  
white + gold  
blanc + doré  
blanco + dorado



RING

RING



109390

Pousar  
Vessel  
À poser  
Sobre encimera



ROUND

**Cores** | Colours | Couleurs | Colores



**branco**  
white  
blanc  
blanco



**\*\*violeta mate + branco**  
matte violet + white  
violet mat + blanc  
violeta mate + blanco



**\*\*azul mate + branco**  
matte blue + white  
bleu mat + blanc  
azul mate + blanco



**\*\*lima mate + branco**  
matte lime + white  
chaux mat + blanc  
lima mate + blanco



**\*\*preto mate + branco**  
matte black + white  
noir mat + blanc  
negro mate + blanco



**\*\*branco mate**  
matte white  
blanc mat  
blanco mate



**\*\*preto mate**  
matte black  
noir mat  
negro mate

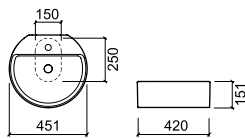


**\*\*dourado mate**  
matte gold  
doré mat  
dorado mate

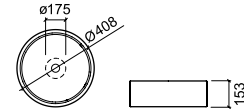


**\*\*branco mate + dourado mate**  
matte white + matte gold  
blanc mat + doré mat  
blanco mate + dorado mate

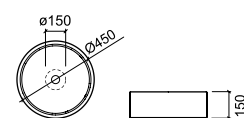
ROUND



108110



108980 \*



108990 \*\*









**Cores** | Colours | Couleurs | Colores



**branco**  
white  
blanc  
blanco



**preto mate + branco**  
matte black + white  
noir mat + blanc  
negro mate + blanco



**branco mate**  
matte white  
blanc mat  
blanco mate



**azul mate + branco**  
matte blue + white  
bleu mat + blanc  
azul mate + blanco

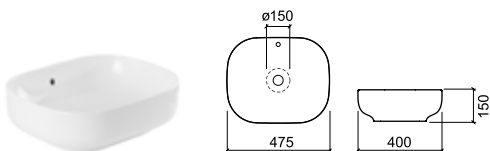


**lima mate + branco**  
matte lime + white  
chaux mat + blanc  
lima mate + blanco

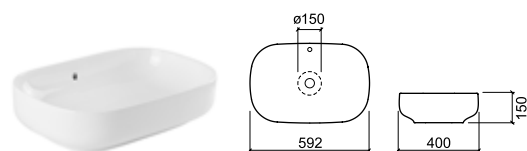


**\* taupe mate**  
matte taupe  
taupe mat  
taupe mate

SANIBOLD



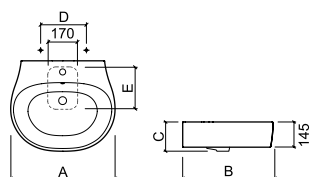
137300 \*



137310

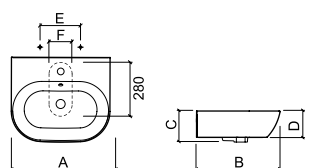
Pousar  
Vessel  
À poser  
Sobre encimera

SANPROJECT



	A	B	C	D	E
<b>1 139300</b>	504	447	175	190	240
<b>2 139310</b>	603	517	170	280	250
<b>3 139320</b>	700	550	172	280	300

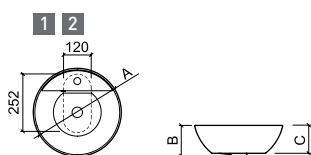
SANLIFE



	A	B	C	D	E	F
<b>1 136300</b>	500	435	161	140	200	120
<b>2 136310</b>	600	440	165	145	280	140
<b>3 136320</b>	698	440	170	147	280	140

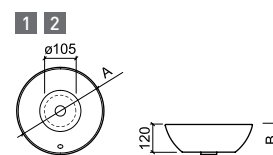


SANPROJECT

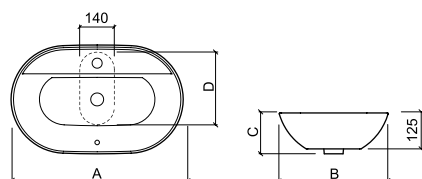


	A	B	C
<b>1 136370</b>	380	135	120
<b>2 136770</b>	420	143	122

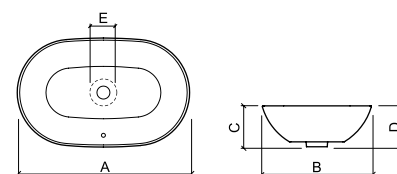
SANLIFE



	A	B
<b>1 136379</b>	380	130
<b>2 136779</b>	420	140



	A	B	C	D
<b>1 136380</b>	595	378	142	250
<b>2 136780</b>	600	422	142	250
<b>3 136390</b>	795	375	143	250
<b>4 136790</b>	802	426	144	252



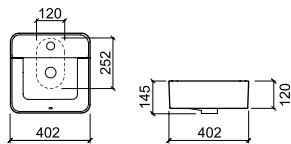
	A	B	C	D	E
<b>1 136389</b>	595	380	140	125	180
<b>2 136789</b>	600	420	142	124	150
<b>3 136399</b>	800	380	143	127	150
<b>4 136799</b>	796	424	142	125	150



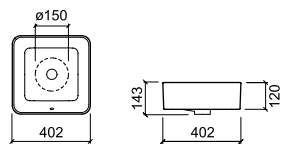




SANLIFE



136720

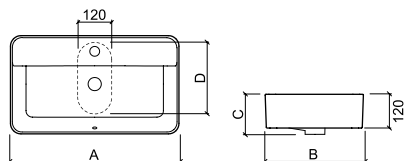


136729

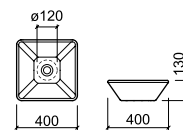


SANLIFE

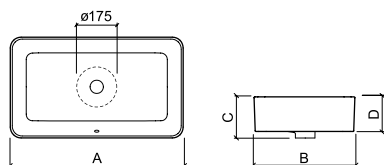
SIGN \*



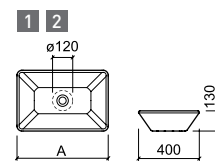
	A	B	C	D
1 136330	600	350	143	252
2 136730	602	400	145	250
3 136340	800	350	140	252
4 136740	802	398	145	252



108930



	A	B	C	D
1 136339	602	352	145	122
2 136739	602	400	145	122
3 136349	800	350	140	120
4 136749	800	400	144	120

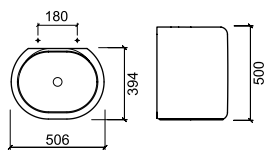


	A
1 108940	605
2 108950	800

Pousar  
Vessel  
À poser  
Sobre encimera

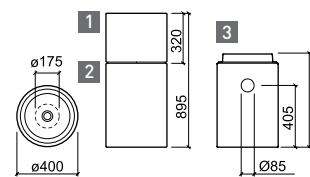


STATUS

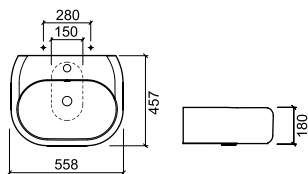


123330

UNU

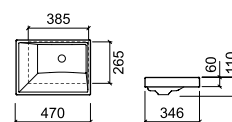


1 109740 2 109209 3 109200



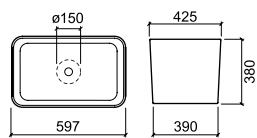
123310

VISTA \*

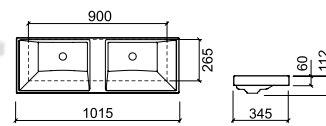


109450 1T9410

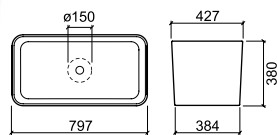
TRIBO



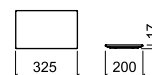
109900



109460 1T9410



109910



1T9410





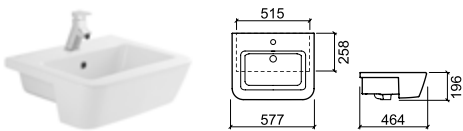




- 1 lavatório advance 58x46 | 58x46 advance basin | vasque advance 58x46 | lavabo advance 58x46
- 2 lavatório look 83x47 | 83x47 look basin | vasque look 83x47 | lavabo look 83x47
- 3 lavatório status 61x41 | 61x41 status basin | vasque status 61x41 | lavabo status 61x41
- 4 lavatório flat 63x35 | 63x35 flat basin | vasque flat 63x35 | lavabo flat 63x35

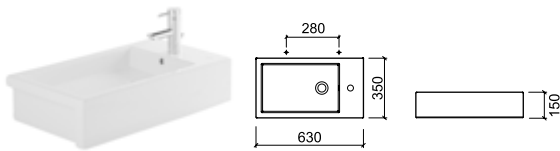


ADVANCE \*\*



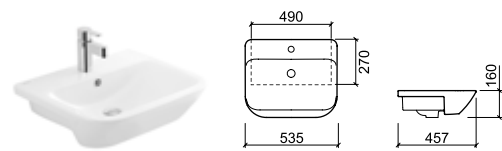
127350

FLAT



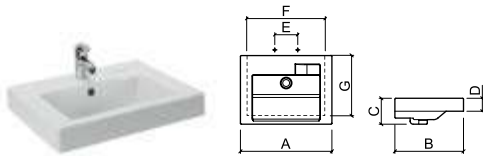
109890

LOOK \*

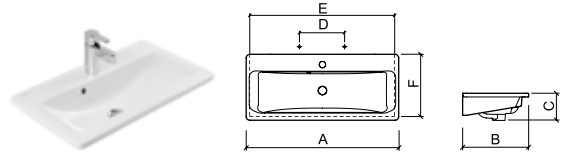


134380

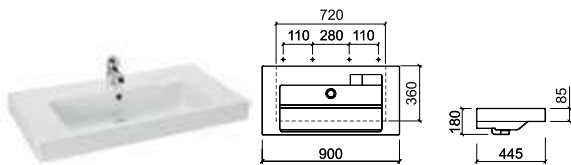
LINHA \*



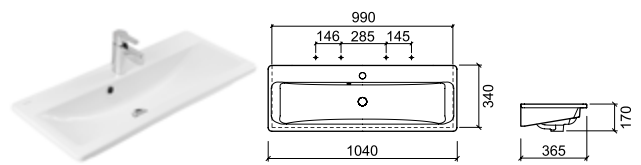
	A	B	C	D	E	F	G
1 108870	550	450	185	85	284	470	370
2 108880	600	455	185	85	285	510	380
3 108890	700	450	180	80	287	560	370
4 108900	805	450	185	85	280	660	370



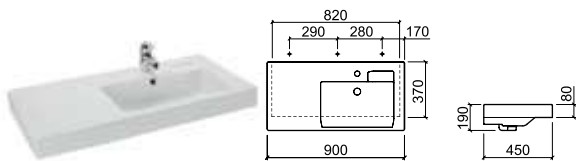
	A	B	C	D	E	F
1 134770	632	363	162	285	590	338
2 134780	835	365	137	282	790	340



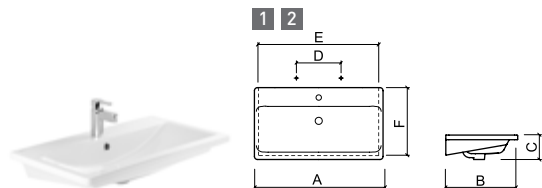
108910



134790



108920



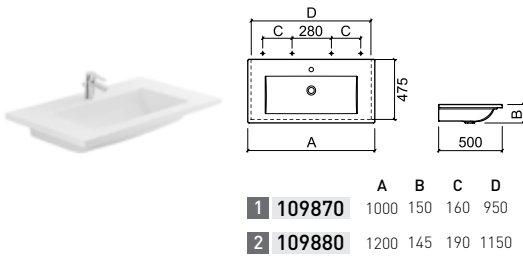
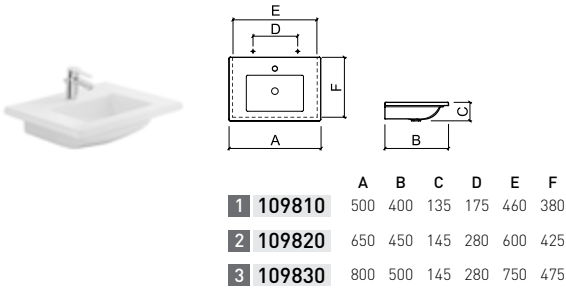
	A	B	C	D	E	F
1 134350	637	465	168	280	595	445
2 134360	832	465	177	277	790	443

\* disponível em pergamon | available in pergamon | disponible en pergamon | disponible en pergamon

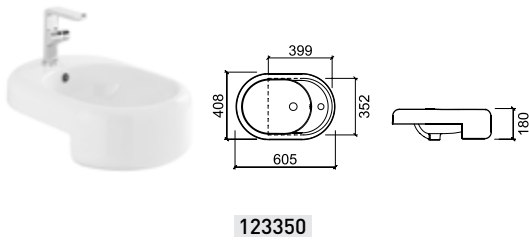
\*\* disponível em preto | available in black | disponible en noir | disponible en negro

Semi-encastar  
Semi recessed  
Semi-encastrés  
Semiempotrar

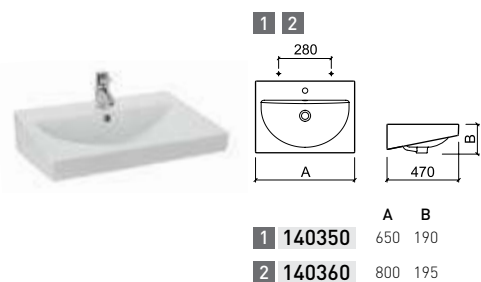
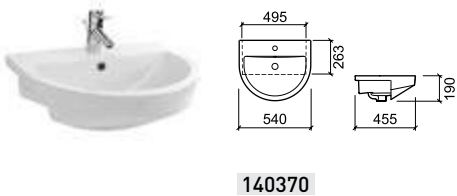
PALM \*




STATUS



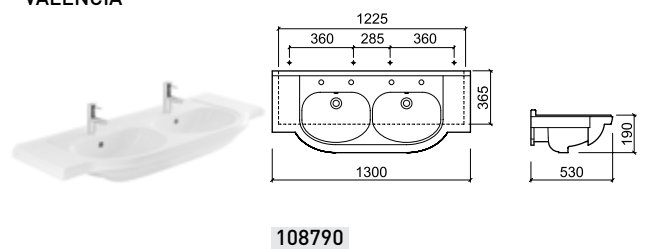
URB.Y \*



URB.Y PLUS \*



VALÊNCIA \*











- 1 lavatório status 51x39 | 51x39 status basin | lavabo status 51x39 | lavabo status 51x39
- 2 lavatório novelda plus 60x45 | 60x45 novelda plus basin | lavabo novelda plus 60x45 | lavabo novelda plus 60x45
- 3 lavatório advance 40x25 | 40x25 advance basin | lavabo advance 40x25 | lavabo advance 40x25
- 4 lavatório vista 50x43 | 50x43 vista basin | lavabo vista 50x43 | lavabo vista 50x43

Parede  
Wall mounted  
Mural  
Mural



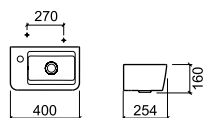
- 1 **lavatório clean 83x47** | 83x47 clean basin | lavabo clean 83x47 | lavabo clean 83x47
- 2 **lavatório sanlife 40x40** | 40x40 sanlife basin | lavabo sanlife 40x40 | lavabo sanlife 40x40
- 3 **lavatório clean 83x47 com toalheiro** | 83x47 clean basin with towel rack | lavabo clean 83x47 avec porte serviettes | lavabo clean 83x47 con toallero
- 4 **lavatório advance 90x52** | 90x52 advance basin | lavabo advance 90x52 | lavabo advance 90x52



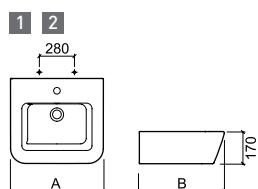




ADVANCE \*

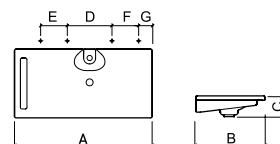


127330

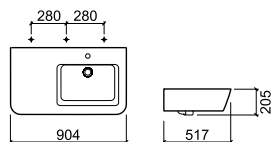


1 127300 550 477  
2 127310 650 517

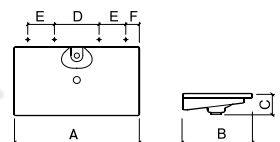
CLEAN



	A	B	C	D	E	F	G
1 108410	715	465	140	280	-	-	-
2 108430	920	465	150	280	145	145	132
3 108450	1112	468	149	285	224	220	147

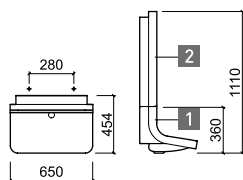


127320

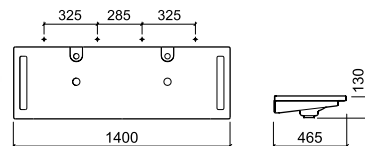


	A	B	C	D	E	F
1 108400	630	465	145	280	175	-
2 108420	835	465	146	280	145	132
3 108440	1030	470	150	285	220	148

BLEND

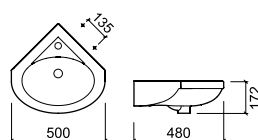


1 109330 2 66271

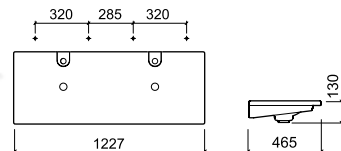


108470

CETUS BASIC



135700

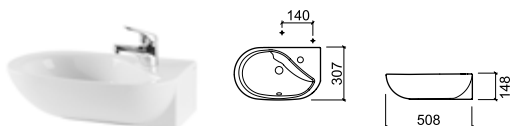


108460

Parede  
Wall mounted  
Mural  
Mural

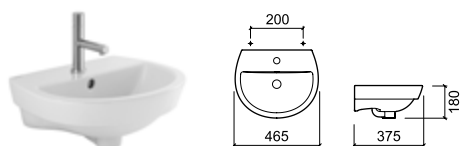


**DOURO**



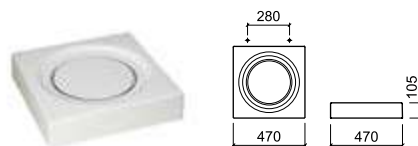
**118300**

**EASY \***

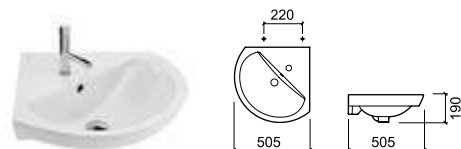


**131300**

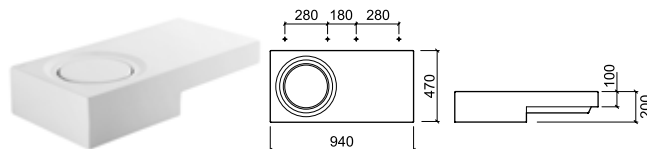
**FLOW**



**109840**



**131700**



**109850**







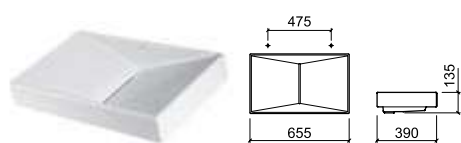


FLUX

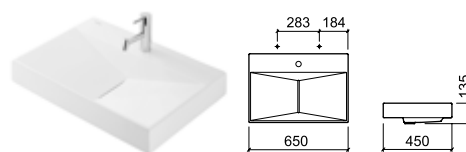


FLUX

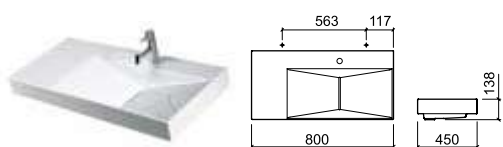
FLUX



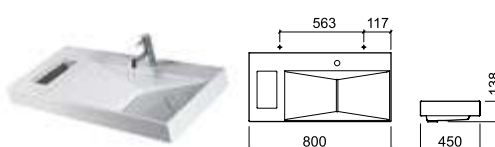
109750 40906



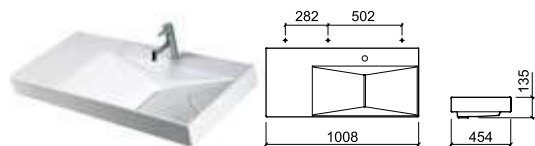
109700 40906



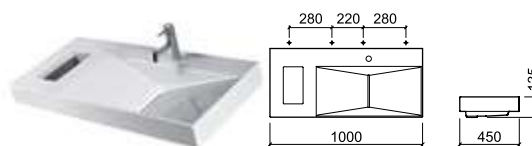
109760 40908



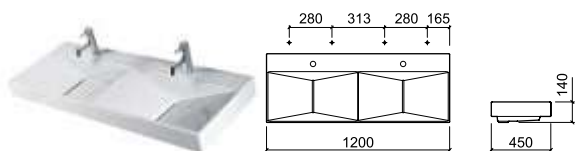
109770



109780 40910



109790



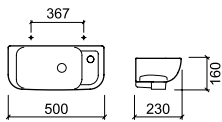
109800 40912



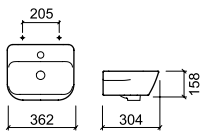
- 40906 650
- 40908 800
- 40910 1000
- 40912 1200

Parede  
Wall mounted  
Mural  
Mural

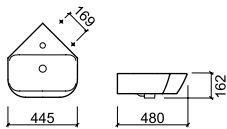
LOOK \*



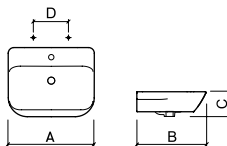
134390



134300



134700

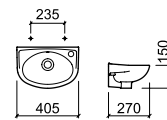


	A	B	C	D
1 134310	460	416	160	228
2 134320	500	414	165	280
3 134330	560	449	165	280
4 134340	600	449	165	280
5 134370	660	443	162	278



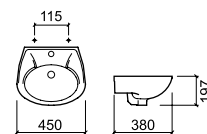
LOOK

MIRA \*



108310

MONDEGO



108340

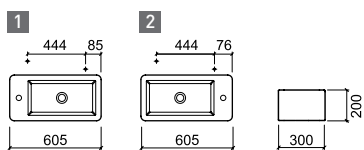




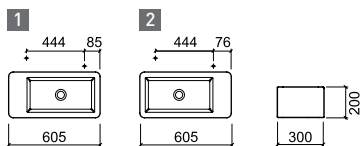
NOTE



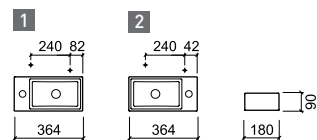
NOTE



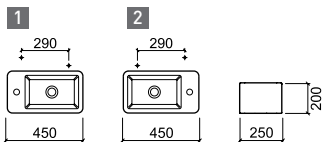
1 109300D 2 109300E



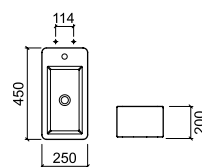
1 109309D 2 109309E



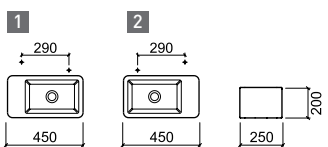
1 108100D 2 108100E



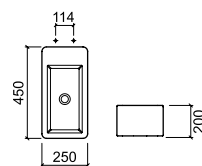
1 109730D 2 109730E



109730F



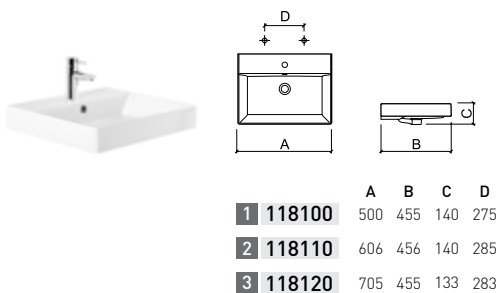
1 109739D 2 109739E



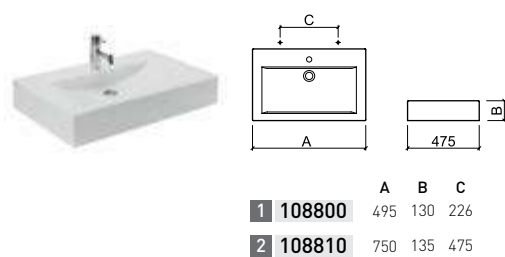
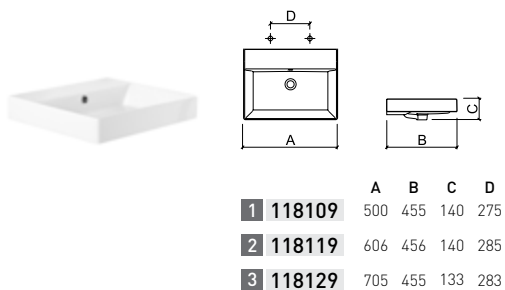
109739F

Parede  
Wall mounted  
Mural  
Mural

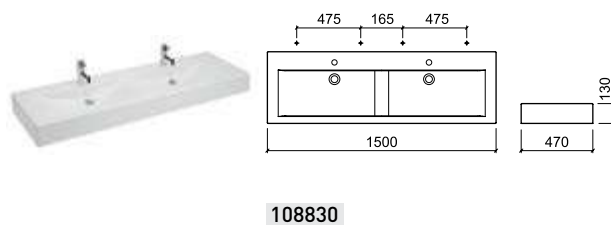
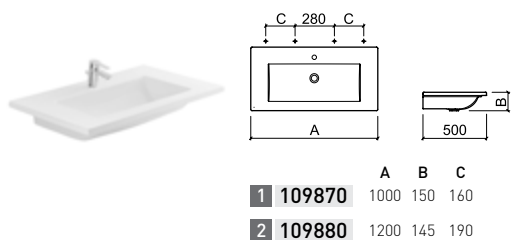
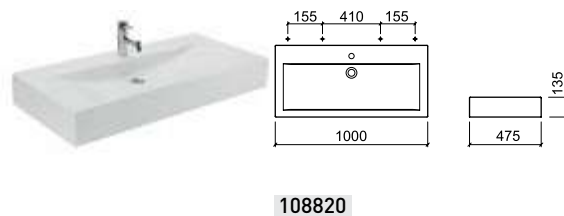
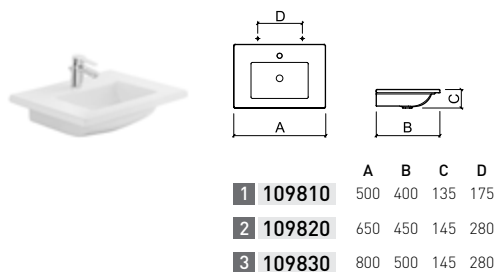
NOVELDA PLUS \*



PLAN \*



PALM \*

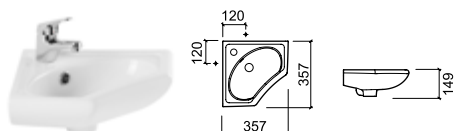








SADO

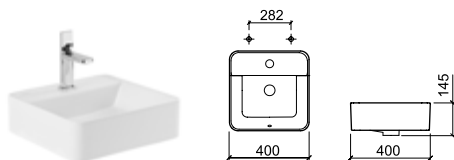


118700



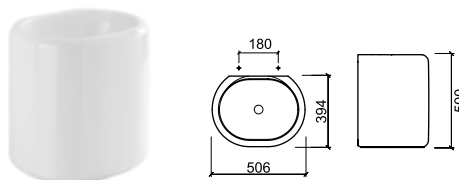
SADO

SANLIFE

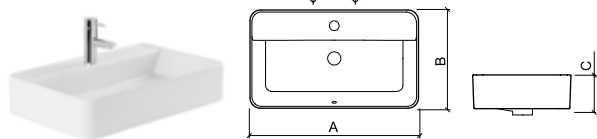


136950

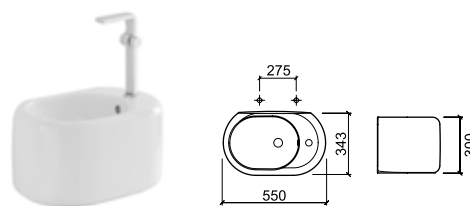
STATUS



123330

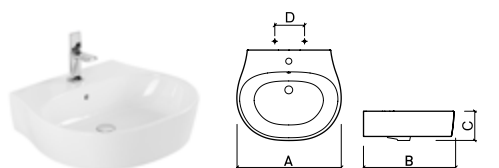


	A	B	C	D
1 136900	600	350	143	285
2 136910	602	400	144	285
3 136920	800	350	143	280
4 136930	802	400	143	282



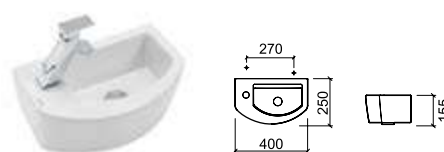
123300

SANPROJECT



	A	B	C	D
1 139300	504	447	175	190
2 139310	603	517	170	280
3 139320	700	550	172	280

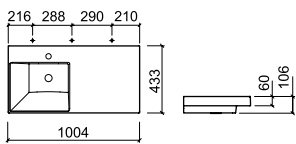
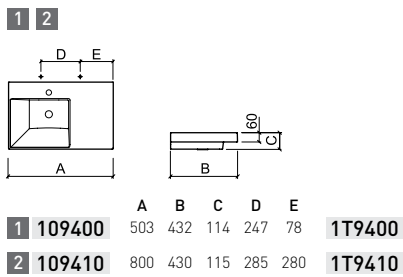
URB.Y \*



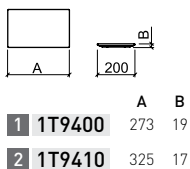
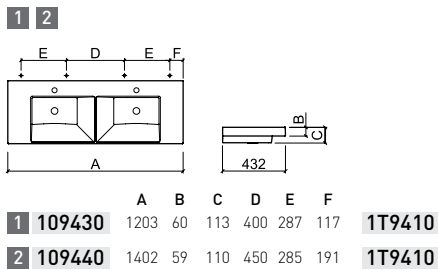
140330

Parede  
Wall mounted  
Mural  
Mural

VISTA \*

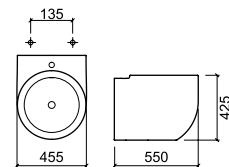


109420 1T9410

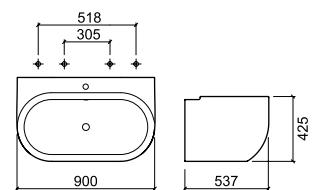


WCA

WCA



111340



111770







**Coleções**  
Collections  
Collections  
Colecciones

- 174 WCA
- 178 Sanlife
- 182 Status
- 184 Sanibold
- 185 Urb.Y Plus
- 186 Look
- 188 View NEW
- 192 Round
- 193 Join
- 194 Flow
- 196 Clean
- 200 Área
- 206 Hi-dden
- 208 Vista
- 210 Frame
- 211 Flat
- 212 Flux
- 213 Alicante
- 214 Emma
- 216 Riba

**Espelhos**  
Mirrors  
Miroirs  
Espejos

- 217 My Face





## PÉS | SUPPORT LEGS | PIEDS | PATAS

Alguns modelos de móveis de casa de banho demonstram versatilidade na medida que possibilitam uma aplicação suspensa ou ao chão. Os **pés**, de diferentes formatos e medidas, quando aplicados conferem uma sensação de estabilidade e um estilo mais clássico ao produto.

Bathroom furniture is very versatile since it can be installed on the floor or on the wall. **Support legs** of different shapes and sizes when added to furniture give the product a sense of stability and a classic look.

Certains modèles de meubles de salle de bains font preuve de polyvalence car ils peuvent être suspendus ou posés au sol. Les **pieds**, de formes et de tailles différentes, lorsqu'ils sont appliqués, donnent au produit un sentiment de stabilité et un style plus classique.

Algunos modelos de muebles de baño son versátiles, ya que permiten su colocación tanto suspendidos como en el suelo. Las **patas**, de diferentes formas y tamaños, se pueden colocar proporcionándole al producto una sensación de estabilidad y un estilo más clásico.



## CLICK

O sistema **Click** permite, através de um simples toque na superfície do móvel, abrir ou fechar as gavetas e portas, dispensando a aplicação de puxadores exteriores ou integrados. Os móveis com esta característica traduzem um design mais "clean" e minimalista, facilitando na hora da limpeza.

The **Click** system allows you to open or close drawers and doors without visible or integrated handles by simply touching the surface of the furniture. This feature enhances the units and gives them an easy to clean minimalist look.

Le système **Click** permet d'ouvrir ou de fermer les tiroirs et les portes en touchant simplement la surface du meuble, sans avoir besoin de poignées externes ou intégrées. Les meubles dotés de cette caractéristique se traduisent par un design plus propre et minimaliste, ce qui facilite le nettoyage.

El sistema **Click** permite abrir o cerrar cajones y puertas con un simple toque en la superficie del mueble, sin necesidad de tiradores externos o integrados. Los muebles con esta característica mantienen un diseño más limpio y minimalista, facilitando la limpieza.



## SMOOVE

É o chamado **fecho amortecido** para gavetas ou portas nos móveis, que desliza suavemente e de forma silenciosa. Este sistema de fecho favorece a durabilidade do móvel uma vez que evita os fortes embates e o ruído.

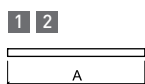
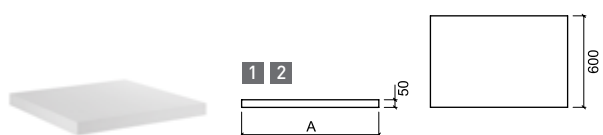
It's a **shock absorbing system** for drawers and doors which makes them slide smoothly and silently for a soft close. This closing system maintains and preserves the furniture adding durability while avoiding strong impacts and noise.

C'est le **système de fermeture amorti** pour les tiroirs ou portes de meuble qui glisse en douceur et silencieusement. Ce système de fermeture prolonge la durabilité du meuble puisqu'elle évite les chocs et le bruit.

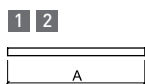
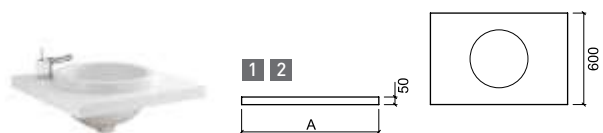
Se llama **cierre amortiguado** para cajones o puertas de muebles, que se desliza suave y silenciosamente. Este sistema de cierre añade durabilidad a los muebles, ya que evita los impactos fuertes y el ruido.



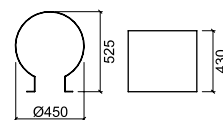




- 1 61190 A 600
- 2 61191 A 900

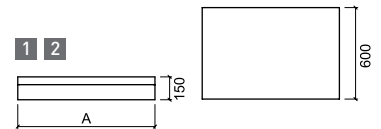
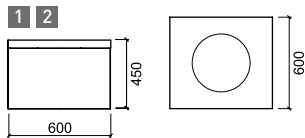


- 1 61192 A 600
  - 2 61193 A 900
- 111360



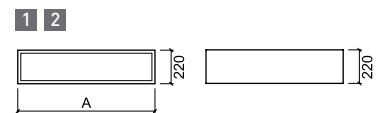
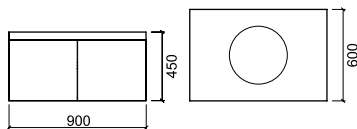
61130

# WCA



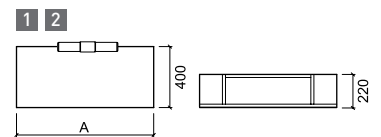
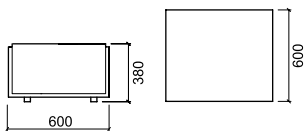
1 61103   
2 61102  111360 

A  
1 61100 600  
2 61101 900



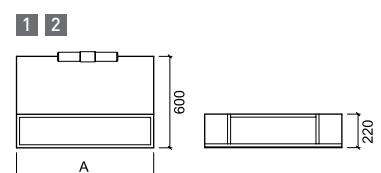
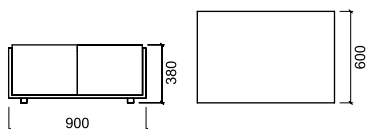
61104 111360 

A  
1 61133 600  
2 61134 900



61120

A  
1 61170 600  
2 61171 900



61121

A  
1 61172 600  
2 61173 900





# SANLIFE



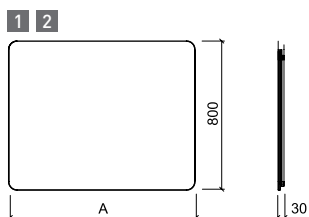

## Cores | Colours | Couleurs | Colores



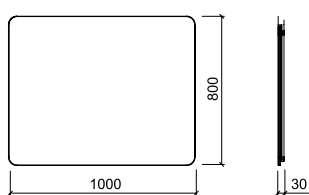
branco  
white  
blanc  
blanco



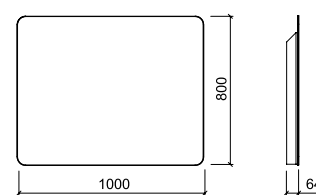
branco/taupe  
white/taupe  
blanc/taupe  
blanco/taupe



1 61970 1000  
2 61972 1600

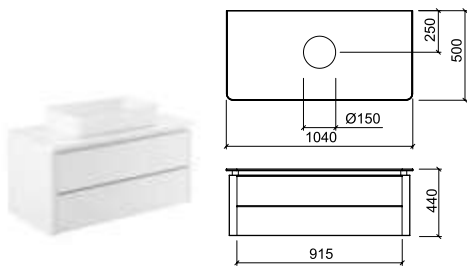


61978

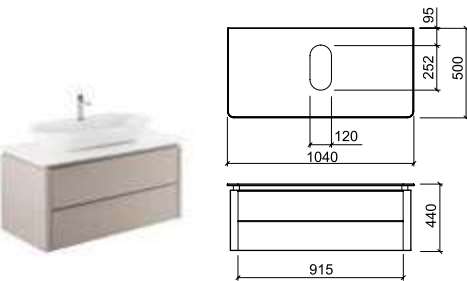


61979

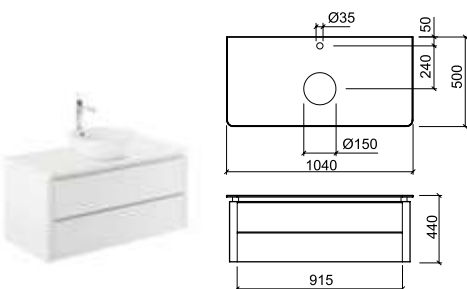




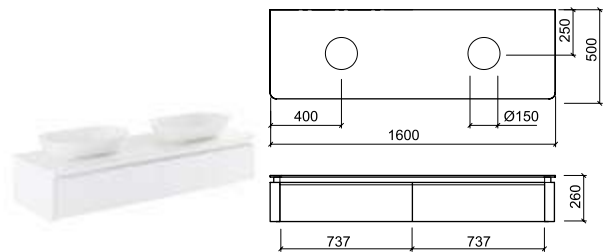
691990 1



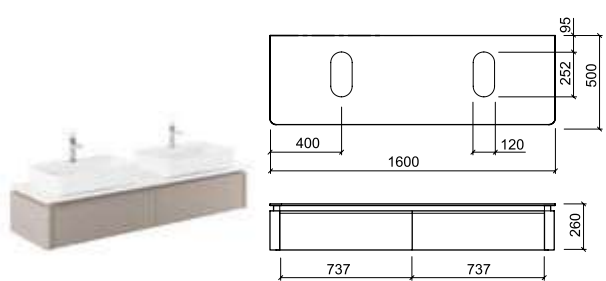
691992 2



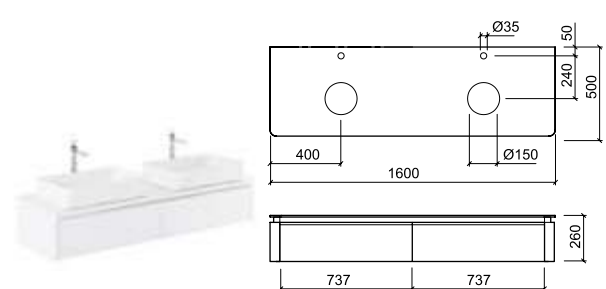
691991 1



691996 3



691998 4



691997 3

1



136339 136799  
136349 136379  
136739 136779  
136749 136729  
136389  
136399  
136789

2



136330 136790  
136340 136370  
136730 136770  
136740 136720  
136380  
136390  
136780

3



136339  
136739  
136389  
136789  
136379  
136779  
136729

4

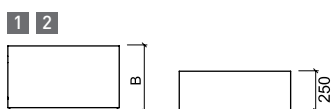


136330  
136730  
136380  
136780  
136370  
136770  
136720

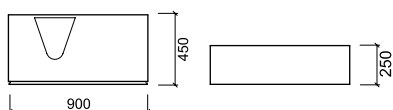




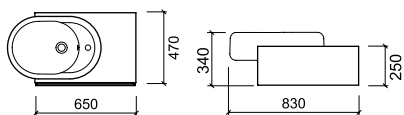
# STATUS



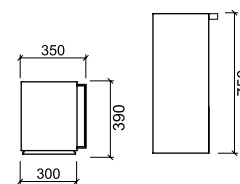
	1	2	A	B	
1	62320		600	410	123330
2	62300		750	390	



62321	123310	
-------	--------	--

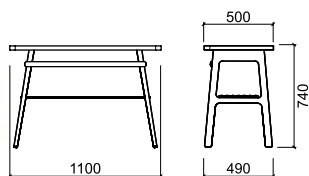


62301	123350	
-------	--------	--



62331	
-------	--

# SANIBOLD




61801 137300  
137310



# URB.Y PLUS



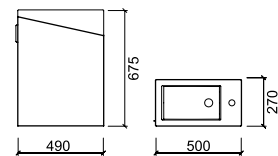
## Cores | Colours | Couleurs | Colores



branco  
white  
blanc  
blanco



nogueira  
walnut  
noyer  
nogal



64602 146350



# LOOK



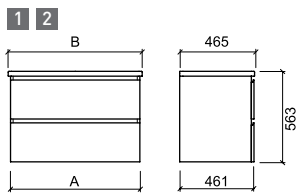
## Cores | Colours | Couleurs | Colores



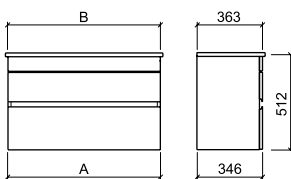
**branco**  
white  
blanc  
blanco



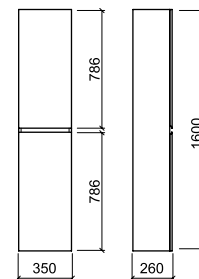
**cinza aluminio**  
aluminium grey  
gris aluminium  
gris aluminio



	A	B	
1 63420	603	637	134350
2 63421	803	832	134360



	A	B	
1 63430	600	632	134770
2 63431	805	832	134780
3 63440	1000	1032	134790




63402





## Cores | Colours | Couleurs | Colores



**branco**  
white  
blanc  
blanco



**nogueira**  
walnut  
noyer  
nogal



3 5

3 4

**NEW**

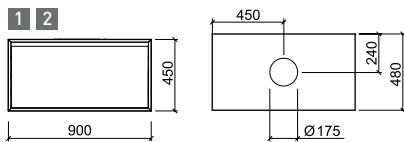
**LED**

- 1 **móvel view 90** | 90 view furniture | meuble view 90 | mueble view 90
- 2 **lavatório round Ø40** | Ø40 round basin | lavabo round Ø40 | lavabo round Ø40
- 3 **móvel view 90** | 90 view furniture | meuble view 90 | mueble view 90
- 4 **lavatório sanibold 48x40** | 48x40 sanibold basin | lavabo sanibold 48x40 | lavabo sanibold 48x40
- 5 **lavatório sanlife 40x40** | 40x40 sanlife basin | lavabo sanlife 40x40 | lavabo sanlife 40x40



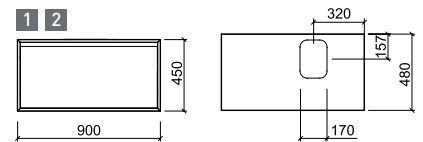


# VIEW



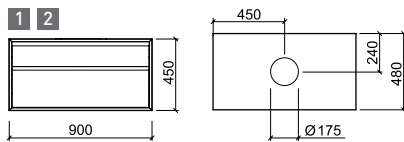
NEW

1 63020 2 63028 LED 3



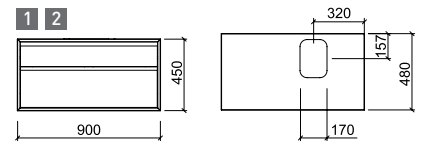
NEW

1 63030 2 63038 LED 4



NEW

1 63021 2 63029 LED 3



NEW

1 63031 2 63039 LED 4

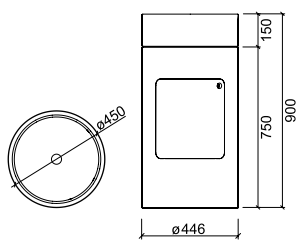
3

108650	109340	109930	136389
108930	109360	109950	136399
108940	109390	118739	137130
108950	109720	118840	137300
108970	109740	136339	7400
108980	109900	136349	
108990	109910	136379	

4

108110	134340
127300	134370
127310	134370
127320	136720
134310	136730
134320	136780
134330	139300

# ROUND



67530 108990 

## Cores | Colours | Couleurs | Colores



branco/cortiça  
white/cork  
blanc/liège  
blanco/corcho



cortiça  
cork  
liège  
corcho



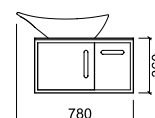
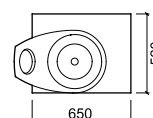
## Cores | Colours | Couleurs | Colores



1  
vidro  
glass  
verre  
vidrio



2  
lacado  
lacquered  
laqué  
lacado



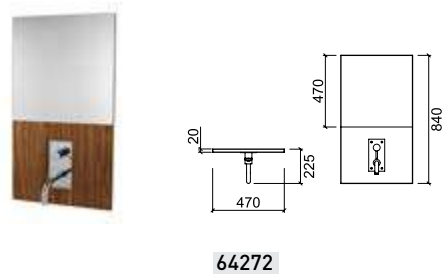
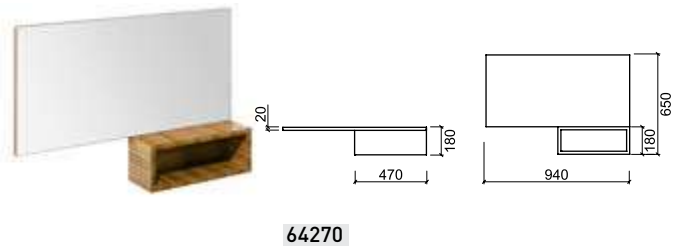

1 64401  
2 64400

109710





# FLOW





# CLEAN



## Cores | Colours | Couleurs | Colores



**branco**  
white  
blanc  
blanco



**nogueira**  
walnut  
noyer  
nogal

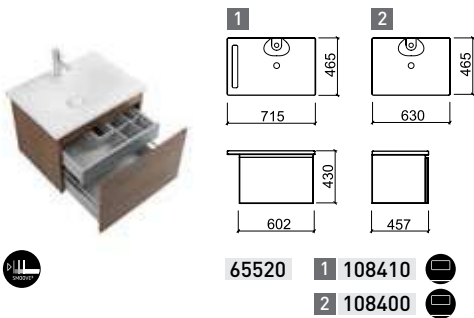


- 1 **móvel clean 63** | 63 clean furniture | meuble clean 63 | mueble clean 63
- 2 **lavatório clean 63 com toalheiro** | 63 clean basin with towel rail | lavabo clean 63 avec porte-serviettes | lavabo clean 63 con toallero
- 3 **lavatório clean 63** | 63 clean basin | lavabo clean 63 | lavabo clean 63
- 4 **móvel clean 83** | 83 clean furniture | meuble clean 83 | mueble clean 83
- 5 **lavatório clean 83** | 83 clean basin | lavabo clean 83 | lavabo clean 83
- 6 **móvel clean 103** | 103 clean furniture | meuble clean 103 | mueble clean 103
- 7 **lavatório clean 103 com toalheiro** | 103 clean basin with towel rail | lavabo clean 103 avec porte-serviettes | lavabo clean 103 con toallero

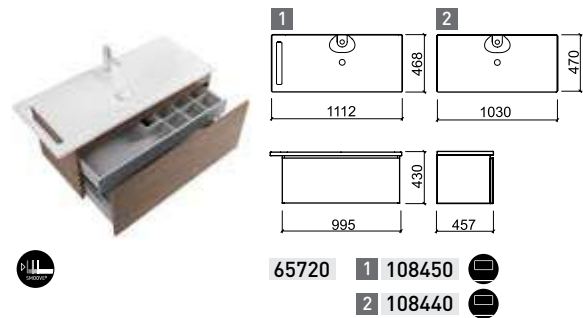




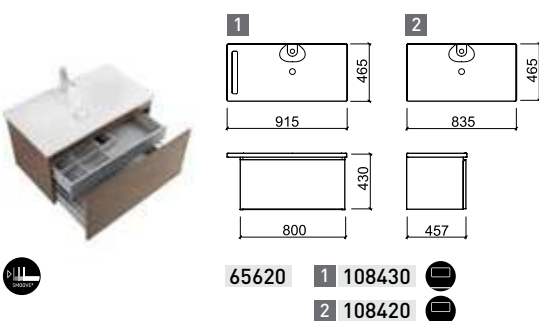
# CLEAN



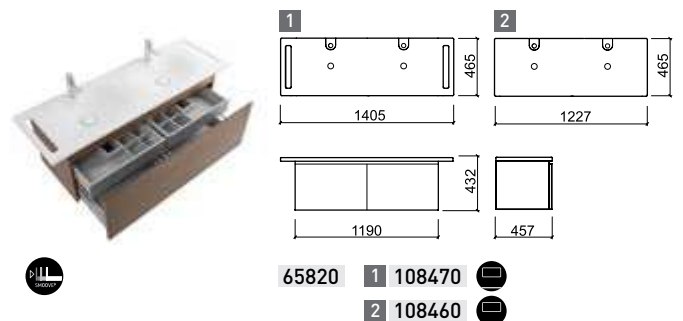
packs  
**695521** + 65520 + 108410  
**695520** + 65520 + 108400



packs  
**695721** + 65720 + 108450  
**695720** + 65720 + 108440



packs  
**695621** + 65620 + 108430  
**695620** + 65620 + 108420



packs  
**695821** + 65820 + 108470  
**695820** + 65820 + 108460





## Cores | Colours | Couleurs | Colores



**branco**  
white  
blanc  
blanco



**cuzco**



**vermelho**  
red  
rouge  
rojo



**preto**  
black  
noir  
negro



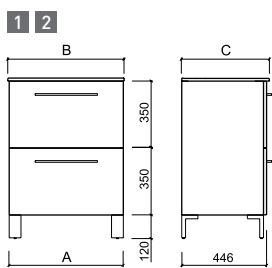
**bege texturado**  
textured beige  
beige texturé  
beige con textura



**tulipié fumé texturado**  
textured tulipié fumé  
tulipié fumé texturé  
tulipié fumé con textura

- 1 **móvel área 80** | 80 área furniture | meuble área 80 | mueble área 80
- 2 **lavatório área plus 81** | 81 área plus basin | lavabo área plus 81 | lavabo área plus 81
- 3 **espelho área 80** | 80 área mirror | miroir área 80 | espejo área 80
- 4 **móvel área 120** | 120 área furniture | meuble área 120 | mueble área 120
- 5 **lavatório área plus 121** | 121 área plus basin | lavabo área plus 121 | lavabo área plus 121
- 6 **espelho área 120** | 120 área mirror | miroir área 120 | espejo área 120

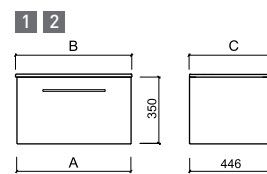




	A	B	C	
<b>1 65121</b>	600	614	461	<b>108120</b>
<b>2 65321</b>	800	813	457	<b>108140</b>

<b>695123</b>	<b>695321</b>
+ 65121	+ 65321
+ 108120	+ 108140

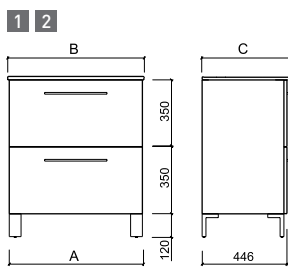
<b>695172</b>	<b>695272</b>
+ 65121	+ 65321
+ 108120	+ 108140
+ 65170	+ 65370



	A	B	C	
<b>1 65120</b>	600	614	461	<b>108120</b>
<b>2 65320</b>	800	813	457	<b>108140</b>

<b>695120</b>	<b>695320</b>
+ 65120	+ 65320
+ 108120	+ 108140

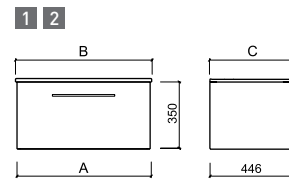
<b>695170</b>	<b>695370</b>
+ 65120	+ 65320
+ 108120	+ 108140
+ 65170	+ 65370



	A	B	C	
<b>1 65221</b>	700	705	460	<b>109970</b>
				<b>108130</b>
<b>2 67621</b>	900	915	463	<b>109980</b>

<b>695221</b>	<b>697621</b>
+ 65221	+ 67621
+ 109970	+ 109980

<b>695272</b>	<b>697672</b>
+ 65221	+ 67621
+ 109970	+ 109980
+ 65270	+ 67670

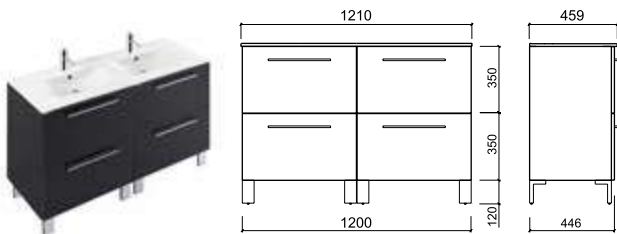


	A	B	C	
<b>1 65220</b>	700	705	460	<b>109970</b>
				<b>108130</b>
<b>2 67620</b>	900	915	463	<b>109980</b>

<b>695220</b>	<b>697620</b>
+ 65220	+ 67620
+ 109970	+ 109980

<b>695270</b>	<b>697670</b>
+ 65220	+ 67620
+ 109970	+ 109980
+ 65270	+ 67670

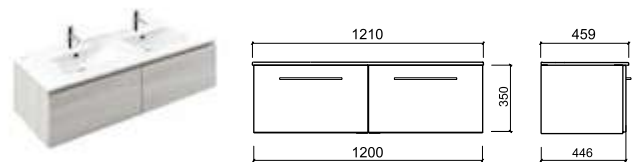
# ÁREA



65131 108170

pack  
695122  
+ 65131  
+ 108170

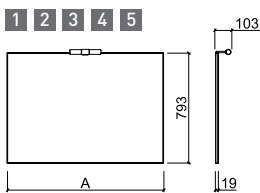
pack  
695173  
+ 65131  
+ 108170  
+ 65171



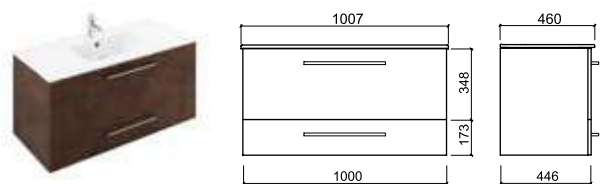
65130 108170

pack  
695121  
+ 65130  
+ 108170

pack  
695171  
+ 65130  
+ 108170  
+ 65171



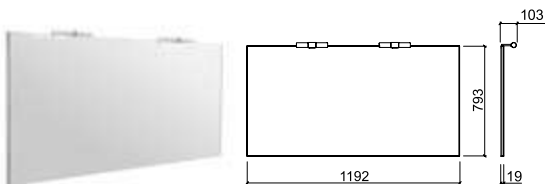
	A
1	65170 592
2	65270 692
3	65370 792
4	67670 892
5	65470 992



65421 109480

pack  
695421  
+ 65421  
+ 109480

pack  
695470  
+ 65421  
+ 109480  
+ 65470



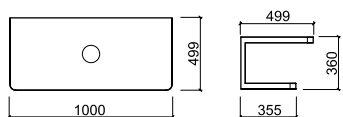
65171





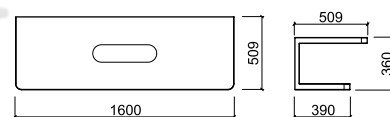






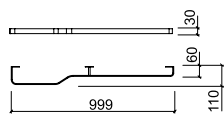
# HI-DDEN



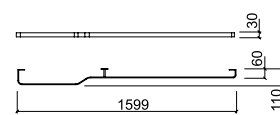
61601 109930  



61602 109940  



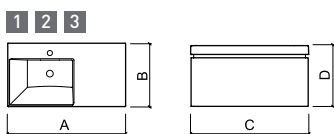
41606



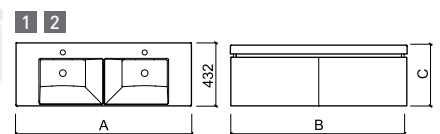
41607



# VISTA



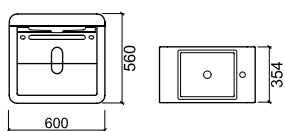
	A	B	C	D	
<b>1 60802</b>	503	432	496	414	<b>109400</b>
<b>2 60820</b>	800	430	796	413	<b>109410</b>
<b>3 60821</b>	1004	433	996	413	<b>109420</b>





	A	B	C	
<b>1 60830</b>	1203	1195	418	<b>109430</b>
<b>2 60831</b>	1402	1396	413	<b>109440</b>

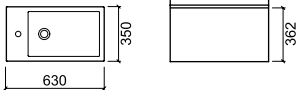


# FRAME



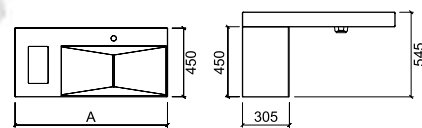
109599 109320  

# FLAT



64302 109890 

# FLUX



1	60920	60900	109770	A	800	
			109790	1000		

# ALICANTE



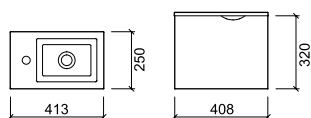
## Cores | Colours | Couleurs | Colores



**branco**  
white  
blanc  
blanco

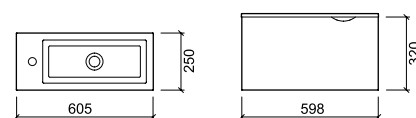


**faia**  
beech  
hêtre  
haya



61401 118910

pack  
691401  
+ 61401  
+ 118910  
+ 5580301



61501 118920

pack  
691501  
+ 61501  
+ 118920  
+ 5580301





# EMMA



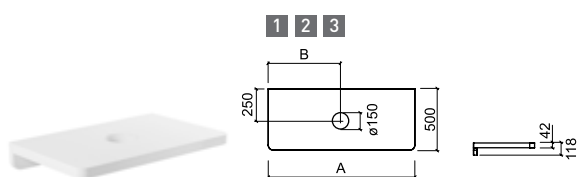
## Cores | Colours | Couleurs | Colores



**branco**  
white  
blanc  
blanco

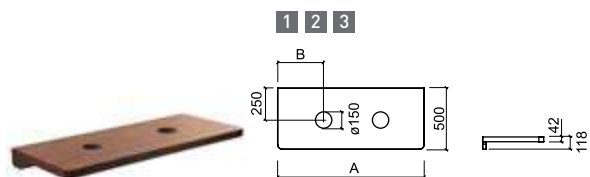


**nogueira**  
walnut  
noyer  
nogal



	A	B
<b>1 61091</b>	800	400
<b>2 61092</b>	1000	500
<b>3 61093</b>	1200	600

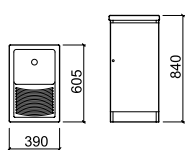
**41606 \***



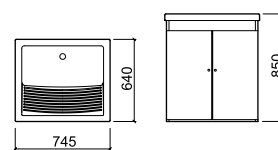
	A	B
<b>1 61094</b>	1200	300
<b>2 61095</b>	1400	350
<b>3 61096</b>	1600	380

**41607 \***

# RIBA

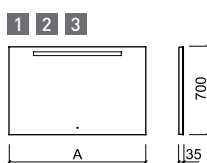


66040 108600 

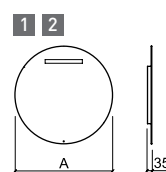


66340 108630 

# MY FACE



	A
1 66670	800
2 66770	1000
3 66870	1200



	A
1 67070	Ø650
2 67170	Ø800



**PEÇAS ESPECIAIS**  
**SPECIAL PIECES**  
**PIÈCES SPÉCIALES**  
**PIEZAS ESPECIALES**

**Urinóis**  
**Urinals**  
**Urinoirs**  
**Urinarios**

- 220 Like
- 222 Modo
- 222 Cubic
- 223 WCA
- 223 Atlântico
- 224 Forma
- 224 Sanlife NEW
- 225 Jade
- 225 Ria

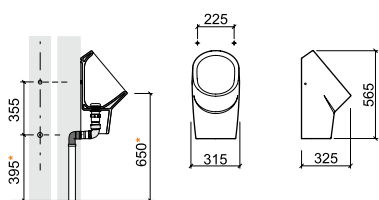
**Separadores**  
**Dividers**  
**Séparateurs**  
**Separadores**

- 226 Link
- 226 Wc Kids
- 227 **Sanita turca**  
Squat toilet  
Wc turc  
Placa turca
- 227 **Pia hospitalar**  
Slop hopper  
Vidoir d'hôpital  
Vertedero

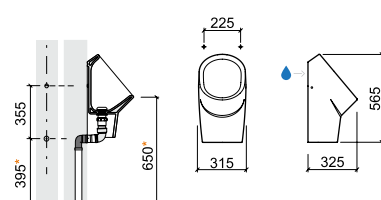
**Lava-roupas**  
**Laundry sinks**  
**Bacs à laver**  
**Lavaderos**

- 228 Blink
- 229 Tribo
- 229 Riba

# LIKE



108550



108551

**Como funciona o urinol Like?**  
**How does the Like urinal work?**  
**Comment fonctionne l'urinoir Like?**  
**¿Cómo funciona el urinario Like?**



**Chave de montagem**  
Assembly key  
Clé de montage  
Llave de montaje

**Anel desodorizante**  
Deodorising ring  
Bague déodorant  
Anillo desodorante

O anel desodorizante proporciona um aroma agradável e o diafragma selante previne a emissão de odores do esgoto.

The deodorant ring provides a pleasant smell and the sealing diaphragm prevents the release of sewer odours.

La bague de déodorant et offre un arôme gréable et la membrane d'étanchéité empêche l'émission d'odeurs de l'égout.

El anillo desodorante proporciona un aroma agradable y el diafragma sellador evita la emisión de olores de la alcantarilla.



**Válvula**  
Valve  
Vanne  
Válvula

**Diafragma selante**  
Sealing diaphragm  
Membrane d'étanchéité  
Diafragma sellador

Ao passar pela válvula, o fluido provoca a abertura instantânea do diafragma que o conduz sem descarga de água para a canalização. O diafragma fecha por vácuo quando o líquido deixa de circular, impedindo o refluxo.

When the fluid passes the valve it instantly opens the vertical diaphragm flowing without water discharge to the sewage system. When the flow stops the sealing diaphragm closes itself to avoid reflux.

Lors du passage de la vanne, le fluide provoque l'ouverture instantanée de la membrane, menée sans écoulement de l'eau au système des eaux usées. Le diaphragme de vide se ferme lorsque le liquide cesse de couler et d'éviter les reflux.

Al pasar la válvula, el fluido causa la apertura instantánea del diafragma, siendo conducido sin descarga de agua al sistema de alcantarillado. El diafragma de vacío se cierra cuando el fluido deja de fluir para evitar el reflujo.



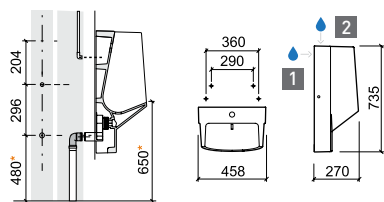
**Para mais informações**  
For more information  
Pour plus d'informations  
Para más información

Urinois  
 Urinals  
 Urinoirs  
 Urinarios



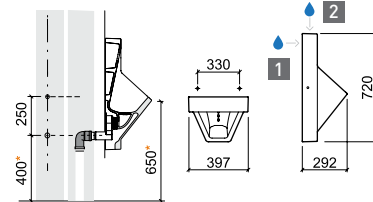
MODO

MODO

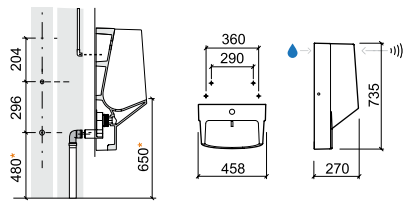


1 108530 2 108531

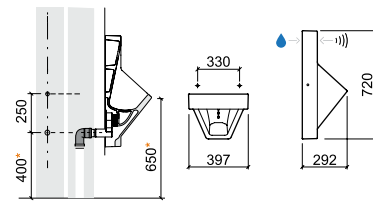
CUBIC



1 108520 2 108521



108537



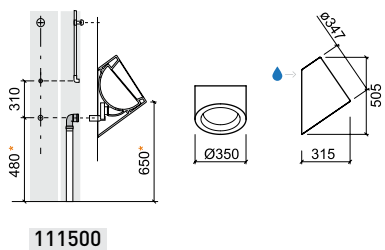
108527



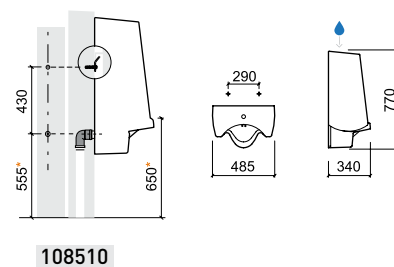


WCA

WCA



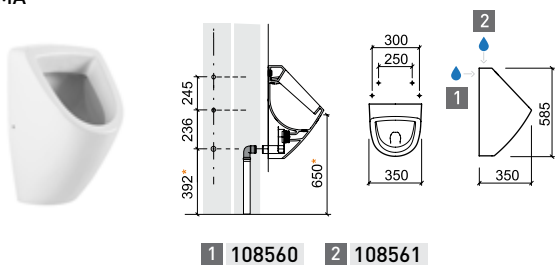
ATLÂNTICO



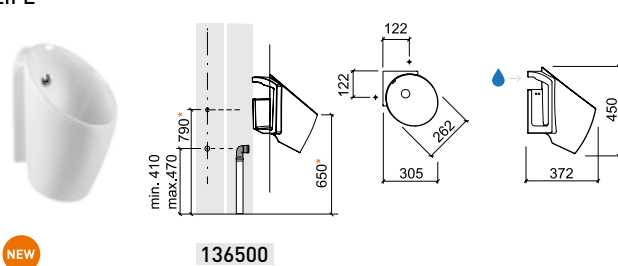
Urinois  
Urinals  
Urinoirs  
Urinarios



FORMA



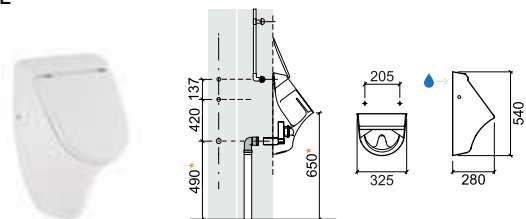
SANLIFE





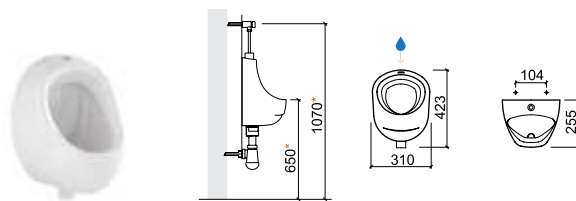
RIA

JADE \*




104500

RIA



108500

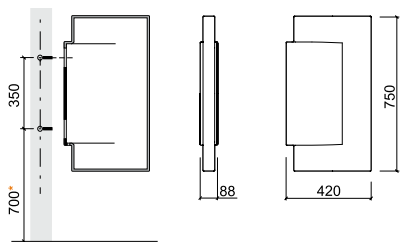
pack  
**108590**   
 + 108500  
 + 10850030  
 + 5190641  
 + 10850000

Separadores  
Dividers  
Séparateurs  
Separadores



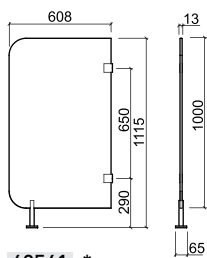
LINK

LINK




108540

WCKIDS



62541 \*

Cores | Colours | Couleurs | Colores



branco  
white  
blanc  
blanco

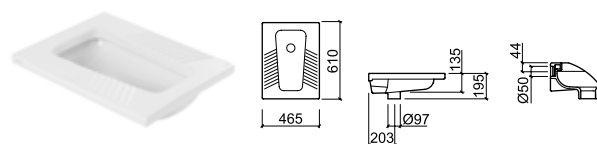


\* azul  
blue  
bleu  
azul



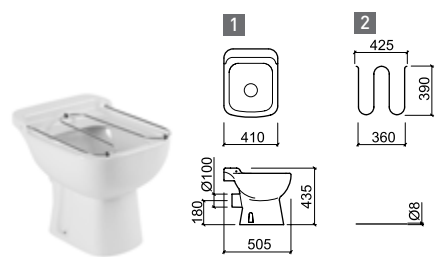
\* amarelo  
yellow  
jaune  
amarillo

Sanita turca  
Squat toilet  
Wc turc  
Placa turca



108610

Pia hospitalar  
Slop hopper  
Vidoir d'hôpital  
Vertedero



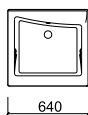
1 118610 2 4A1861

Lava-roupas  
Laundry sinks  
Bacs à laver  
Lavaderos

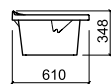


BLINK

BLINK



108640



66006



Lava-roupas  
Laundry sinks  
Bacs à laver  
Lavaderos

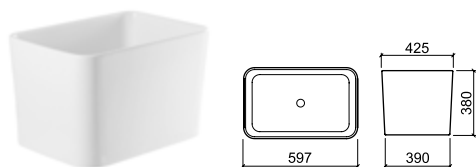


TRIBO

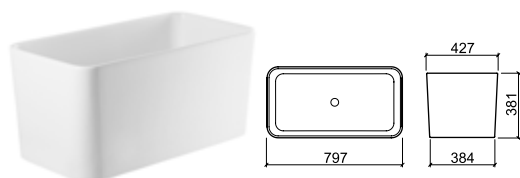


RIBA

TRIBO

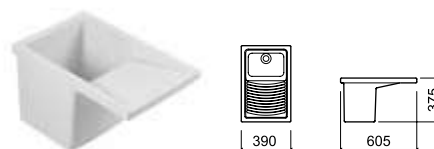


109900

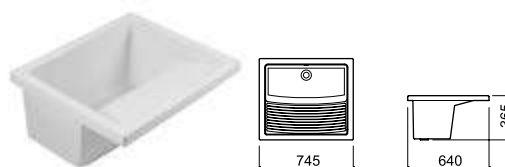


109910

RIBA



108600 66040



108630 66340







**MOBILIDADE REDUZIDA**  
**REDUCED MOBILITY**  
**MOBILITÉ RÉDUITE**  
**MOVILIDAD REDUCIDA**



**Louça sanitária**  
Sanitary ware  
Appareils sanitaires  
Sanitarios

- 232 New WcCare NEW
- 234 Proget Confort
- 235 Aveiro Confort
- 235 Aveiro

**Acessórios**  
Accessories  
Accessoires  
Accesorios

- 236 New WcCare
- 240 WcCare

**Base de duche e divisórias**  
Shower tray and shower enclosures  
Receveur de douche et cabines de douche  
Plato de ducha y mamparas de baño

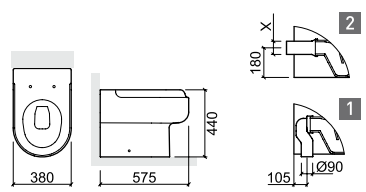
- 243 New WcCare

**Misturadoras**  
Mixers  
Robinets  
Grifos

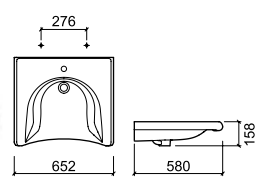
- 244 Alfa
- 245 Easy
- 246 Eco



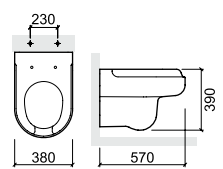
# NEW WCCARE



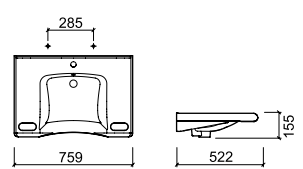
- 1 129011 22961 2295100A
- 2 129012 22931 2291100A
- 22951
- 22911



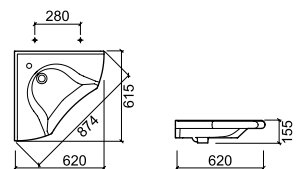
- 129320 1 42902



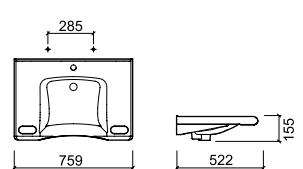
- 129032 22961 2295100A
- 22931 2291100A
- 22951
- 22911



- 129330 1 42902

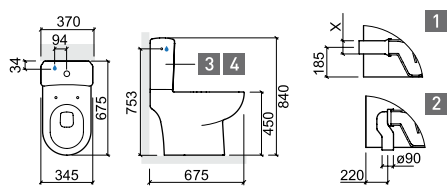


- 129700



- 129337 1 42902

# PROJET CONFORT



1 130021



3 130111LM

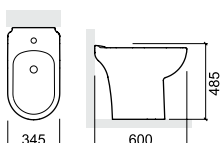
23031



2 130022

4 130113LM

21411



130410

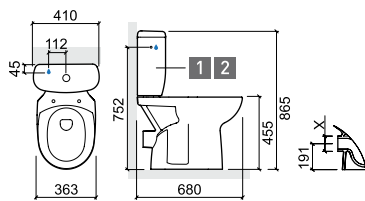
21441



# AVEIRO



## AVEIRO CONFORT



NF 103024

1 103111LM

2 103113LM

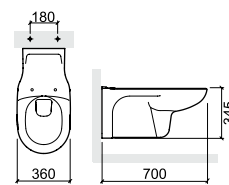
20331

20320

NF 20321

pack  
103925  
+ 20320

## AVEIRO



NF 103042

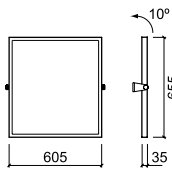
20331

20320

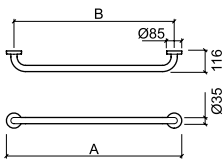
NF 20321



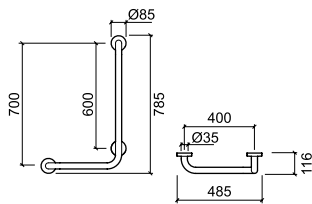
# NEW WCCARE



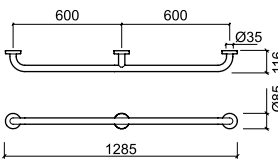
**42969**



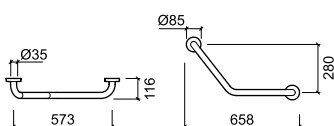
	A	B
<b>1 42950</b>	385	300
<b>2 42951</b>	535	450
<b>3 42952</b>	685	600
<b>4 42970</b>	785	700
<b>5 42971</b>	885	800
<b>6 42953</b>	985	900
<b>7 42972</b>	1085	1000



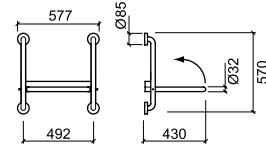
**42960** **42961**



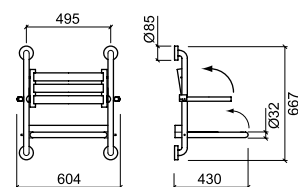
**42966**



**42954**

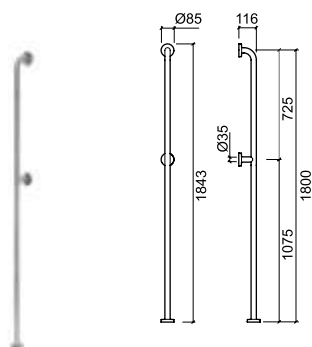


**42948**

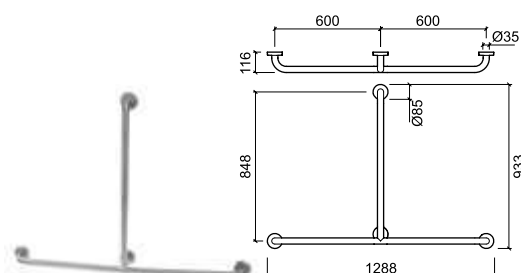


**42946**

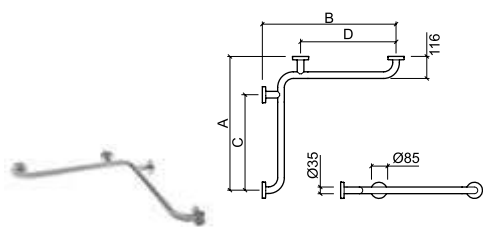
# NEW WCCARE



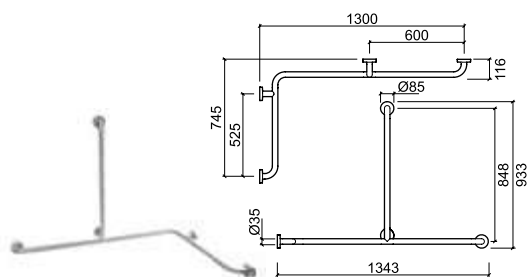
42967



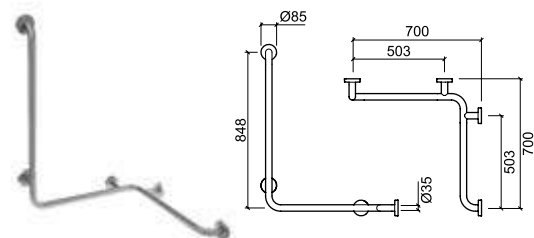
42965



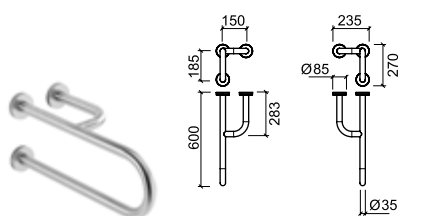
	A	B	C	D
1 42955	700	700	503	503
2 42956	800	800	603	603
3 42957	700	1000	503	803



42959



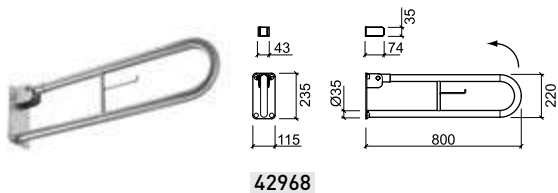
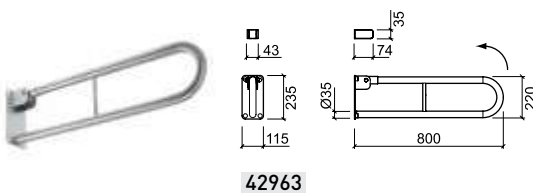
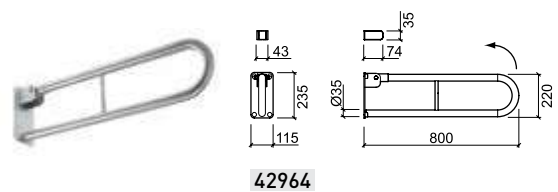
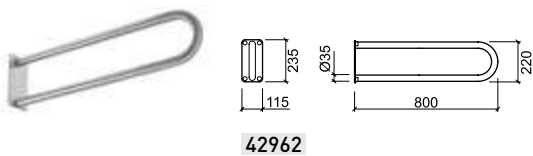
42958



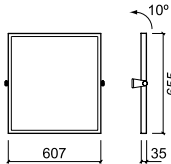
42973 42974



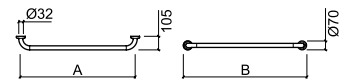
# NEW WCCARE



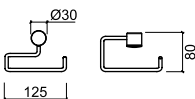
# WCCARE



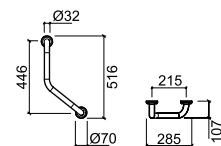
**48069**



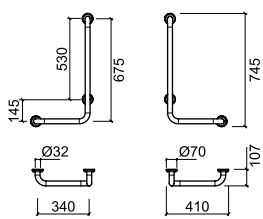
	A	B
<b>1 48050</b>	300	332
<b>2 48051</b>	450	482
<b>3 48052</b>	600	632
<b>4 48053</b>	900	932



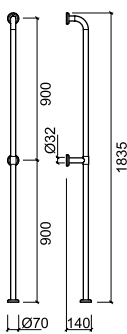
**48010**



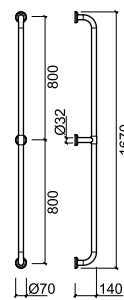
**48054**



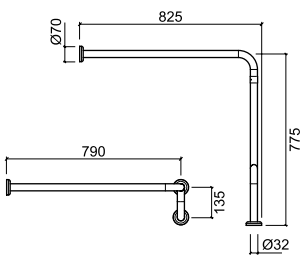
**48056** **48057**



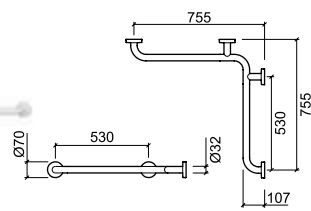
**48067**



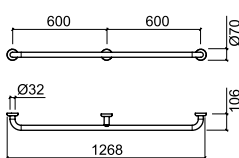
**48068**



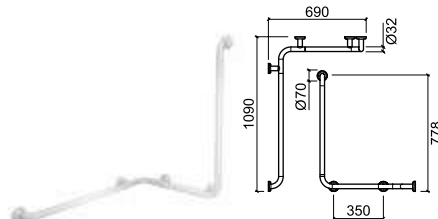
**48065**



**48055**

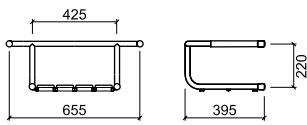


**48066**

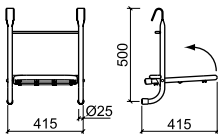


**48058** **48059**

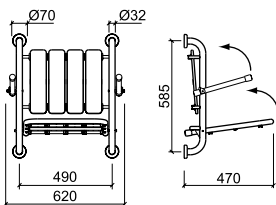
# WCCARE



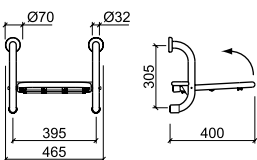
48047



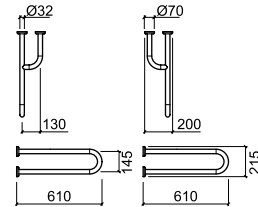
48049



48046

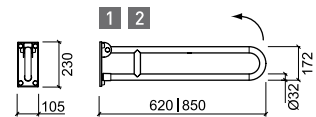


48048



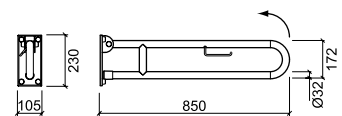
48060

48061



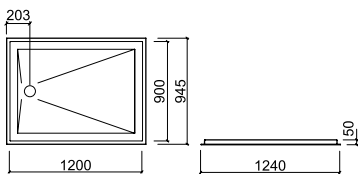
1 48062

2 48063

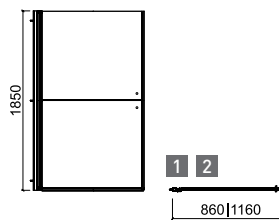
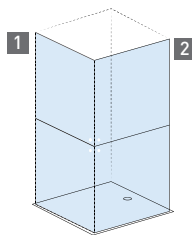


48064

# NEW WCCARE



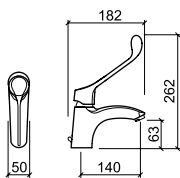
800900



1 891920 2 891910

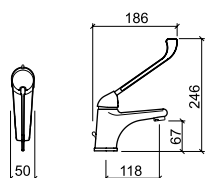


# ALFA

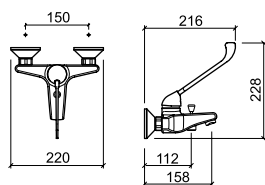


5008301

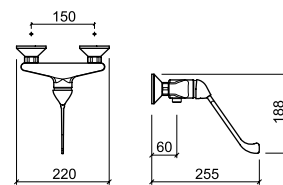
# EASY



5368301



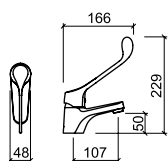
5366801



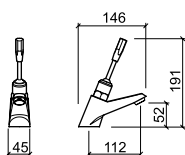
5365701



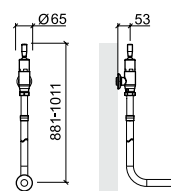




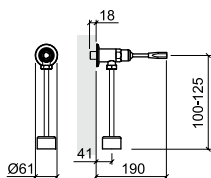
5198301



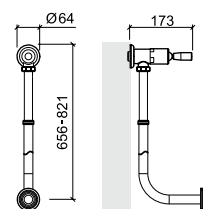
5198341



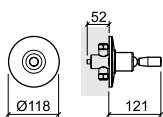
5196841



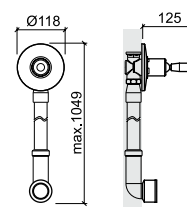
5195941



5192941



5195741



5194941





**Louça sanitária**  
Sanitary ware  
Appareils sanitaires  
Sanitarios

251 Wc Kids

**Móvel**  
Furniture  
Meuble  
Mueble

251 Wc Kids

**Acessórios**  
Accessories  
Accessoires  
Accesorios

252 Wc Kids

**Banheiras**  
Bathtubs  
Baignoires  
Bañeras


253 Babybath





# WC KIDS

## Cores | Colours | Couleurs | Colores



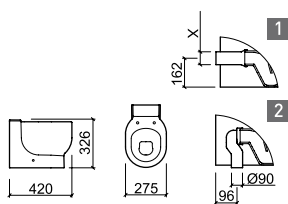
**branco**  
white  
blanc  
blanco



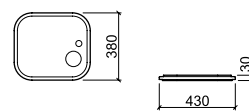
**\* azul**  
blue  
bleu  
azul



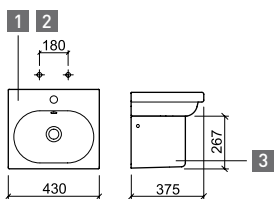
**\* amarelo**  
yellow  
jaune  
amarillo



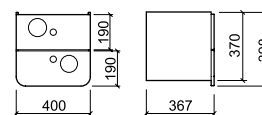
**1** 125011    **22511** \*  
**2** 125012



**62570** \*

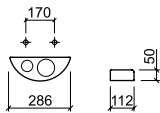
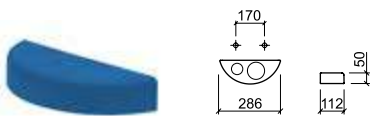


**1** 125300  
**2** 125310    **42501**    **42513**  
**3** 125220

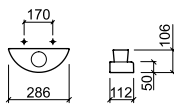


**62531**    **125300**  
**125310**

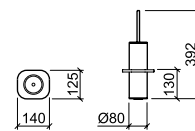
# WC KIDS



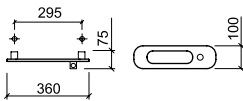
42501 \*



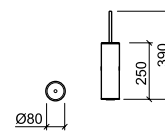
42513 \*



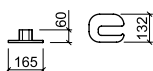
42521 \*



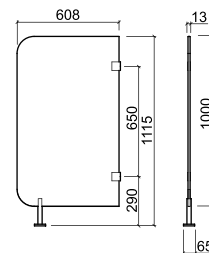
42526 \*



42509

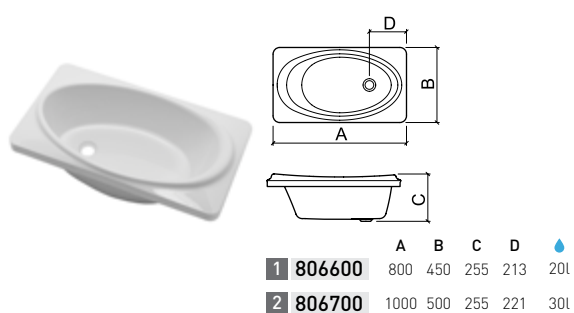


42510 \*



62541 \*

# BABYBATH









**BANHEIRAS  
BATHTUBS  
BAIGNOIRES  
BAÑERAS**

**Coleções**

Collections

Collections

Colecciones

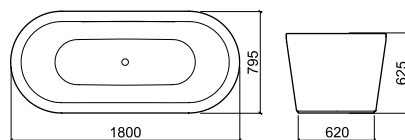
- 256 Urb.Y Plus
- 257 Millennium
- 258 WCA
- 259 Plan
- 260 Vintage
- 261 Urb.Y
- 262 Vértice
- 264 Eva
- 265 Aveiro
- 266 Easy
- 267 Rimini
- 268 Alfa
- 269 Agres
- 270 Rita
- 271 Delta
- 272 Duna
- 273 Skin
- 274 Shortline
- 275 Twospace
  
- 276 **Acessórios**  
Accessories  
Accessoires  
Accesorios
  
- 277 **Bathmoments**



# URB.Y PLUS



804600



225L

# MILLENNIUM



804200



491



X90

824201



824202

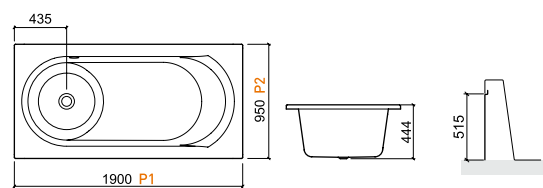


TOP

844201



844202



302L P1 P2  
803701 804202

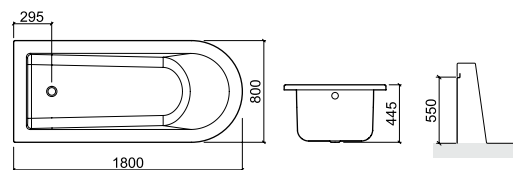
# WCA



1 804500



490



1 824501



824502



237L   804505

X90

# PLAN



1	803600	491
2	803300	491
3	807300	491



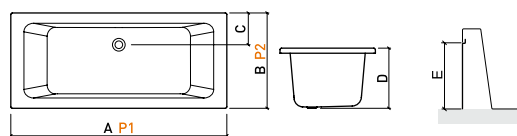
X90

1	823601	823602
2	823301	823302
3	827301	827302



TOP

2	843301	843302
---	--------	--------



	A	B	C	D	E	Water	P1	P2
1	1700	750	250	480	590	237L	803601	803602
2	1800	800	235	500	590	293L	803301	803302
3	1900	900	280	560	655	420L	807301	807302

# VINTAGE



803400 490



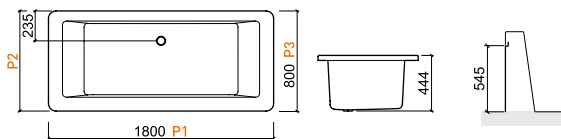
X90

823401 823402



TOP

843401 843402




205L P1 803401 P2 803403 P3 803402

# URB.Y




1	807600	490
2	807700	490
3	807800	490



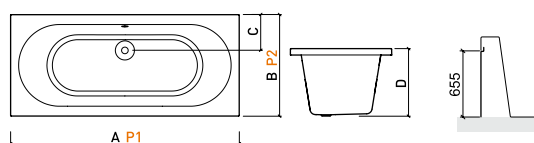
1	827601	827602
2	827701	827702
3	827801	827802

X90



2	847701	847702
3	847801	847802

TOP



	A	B	C	D	Water Drop	P1	P2
1	1695	745	280	530	235L	807601	807602
2	1795	795	288	525	275L	807701	807702
3	1895	895	280	530	360L	807801	807802



# VÉRTICE



		
1	807500	490
2	805600	490
3	805700	490
4	805800	490
5	805900	490
6	806000	490
7	806100	490
8	806200	490



X90



		
1	827501	827502
2	825601	825602
3	825701	825702
4	825801	825802
5	825901	825902
6	826001	826002
7	826101	826102
8	826201	826202

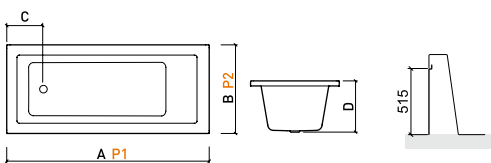
TOP



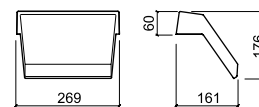
		
7	846101	846102
8	846201	846202



# VÉRTICE



	A	B	C	D	Water Capacity	P1	P2
1	1501	700	291	385	140L	800601	800203
2	1600	700	290	405	160L	805601	800203
3	1600	750	290	405	180L	805601	800202
4	1700	700	290	405	175L	805801	800203
5	1700	750	295	405	190L	805801	800202
6	1750	800	298	405	210L	806001	800302
7	1800	800	301	405	215L	805101	800302
8	1900	900	304	405	280L	806201	806202



8056

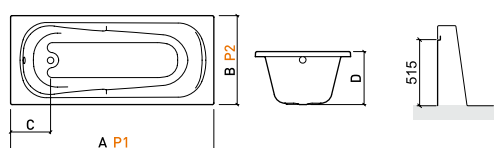
# EVA



1	800600	490
2	800100	490
3	803500	490




1	820601	820602
2	820101	820102
3	823501	823502



	A	B	C	D	Water	P1	P2
1	1500	700	300	420	144L	800601	800203
2	1600	700	300	420	157L	800101	800203
3	1600	750	300	420	160L	800101	800202

X90

# AVEIRO



1	803000	490
2	803200	490
3	803100	490



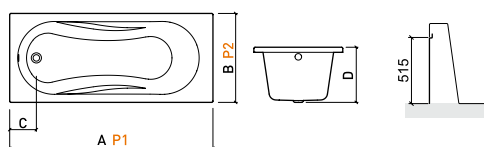
EASY

1	8E3001	8E3002
2	8E3201	8E3202
3	8E3101	8E3102



X90

1	823001	823002
2	823201	823202
3	823101	823102



	A	B	C	D	Water	P1	P2
1	1600	700	200	416	160L	800101	800203
2	1700	700	245	415	170L	800201	800203
3	1700	750	200	425	182L	800201	800202

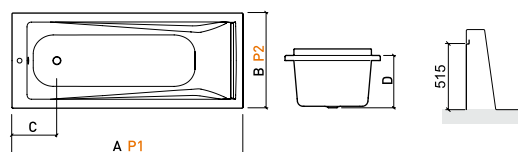
# EASY



1 806800 490  
2 806900 490



1 826801 826802  
2 826901 826902



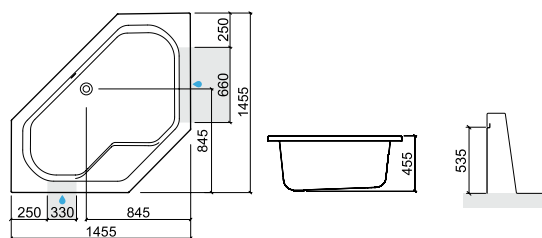
	A	B	C	D	Water	P1	P2
1	1700	700	330	413	155L	805801	800203
2	1700	750	322	416	170L	805801	800202

X90

# RIMINI



801400  490



 310L  801403

# ALFA



801100



490



X90

821101



821102

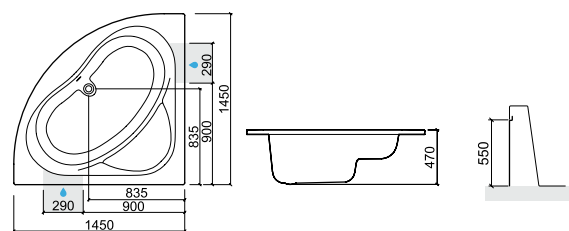


TOP

841101



841102



277L



801104

# AGRES



807400 490



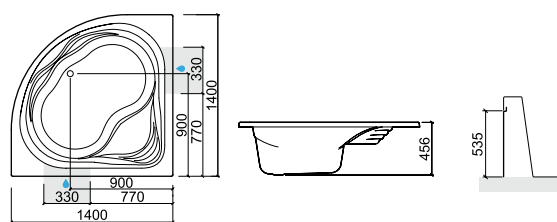
X90

827401 827402



TOP

847401 847402



280L 807403



# RITA



801000



490



X90

821001



821002

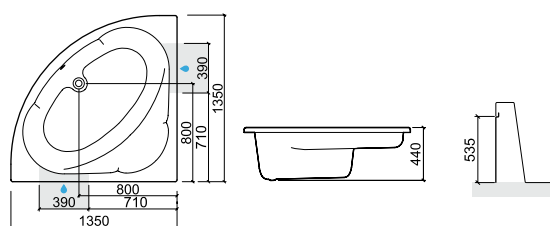


TOP

841001



841002



210L



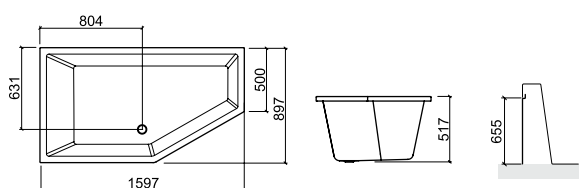
801003



# DELTA



 **801500**  **801600**  **490**



 325L



# DUNA



 802100
  802200
  491





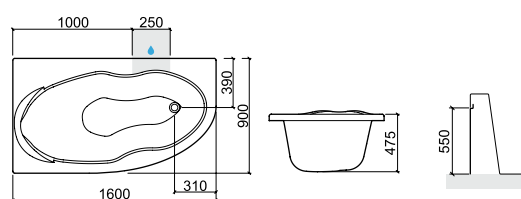
X90

 822101
  822201



TOP

 842101
  842201



 170L
  802101

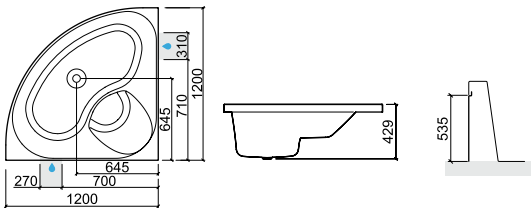
# SKIN



801200 490



821201 821202




173L 801203

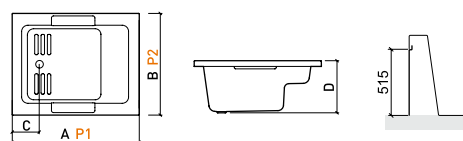




X90

# SHORTLINE




		
<b>1</b>	<b>806300</b>	<b>490</b>
<b>2</b>	<b>806400</b>	<b>490</b>
<b>3</b>	<b>806500</b>	<b>490</b>

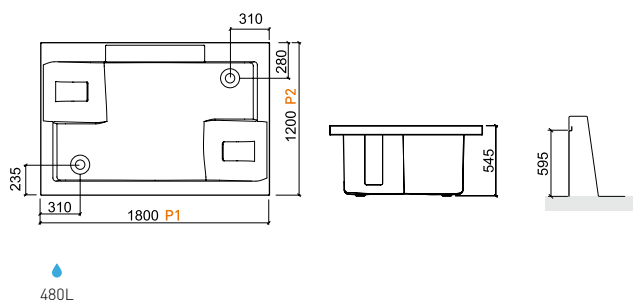


	A	B	C	D		<b>P1</b> 	<b>P2</b>
<b>1</b>	1000	700	220	410	90L	<b>806301</b>	<b>800203</b>
<b>2</b>	1000	750	215	410	100L	<b>806301</b>	<b>800202</b>
<b>3</b>	1000	800	215	410	120L	<b>806301</b>	<b>800302</b>

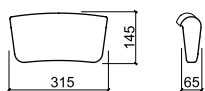
# TWOSPACE



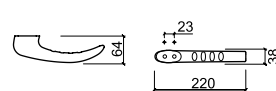
- 805200  486
- 8652031100
- 8652031100A 1 P1
- 8652031100B 1 P1 + 1 P2
- 8652031100E 1 P1 + 2 P2
- 8652031100G 2 P1 + 1 P2
- 8652031100F 2 P1 + 2 P2



**Acessórios**  
 Accessories  
 Accessoires  
 Accesorios

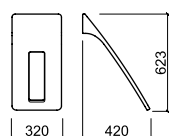


8005

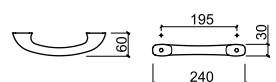


8001

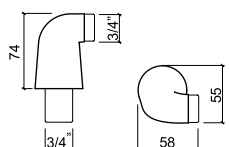
TWOSPACE



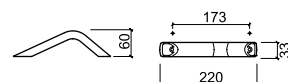
8052



8002



5A00070



8012

# BATHMOMENTS



4000000

ENERGY

PASSION



4000200



4000400

RELAX

FRESH



4000700



4000800










**BASES DE DUCHE**  
**SHOWER TRAYS**  
**RECEVEURS DE DOUCHE**  
**PLATOS DE DUCHA**

**Stonit**

- 280 Marina Plus 
- 284 Marina

**Cerâmicas**

- Ceramic
- Céramiques
- Cerámicos

- 288 Moraira Plus 
- 290 Waterline 
- 292 Stepln
- 296 Moraira
- 299 Time

**Acrílicas**

- Acrylic
- Acryliques
- Acrílicos

- 300 Piano
- 304 Mosaico
- 305 Elsy
- 306 Strado
- 308 Open
- 310 WCA
- 311 Mosaico
- 312 Strado
- 314 Piano
- 318 Millennium
- 319 Face
- 320 Open

**Calha de duche**

- Shower channel
- Caniveaux de douche
- Canal de ducha

- 322 Metric



# MARINA PLUS



NEW

STONIT



CLASSE 3  
CLASS  
CLASSE



## Cores | Colours | Couleurs | Colores




branco  
white  
blanc  
blanco



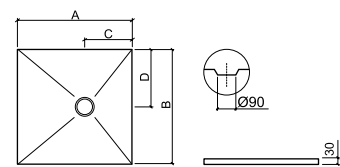
cinza  
grey  
gris  
gris



bege  
beige  
beije  
beige



preto  
black  
noir  
negro



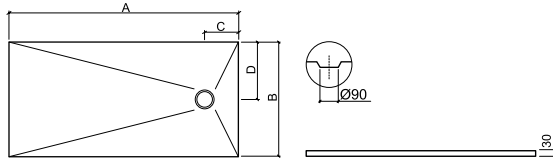
NEW

CLASSE 3  
CLASS  
CLASSE

	A	B	C	D	
<b>96070070</b>	700	700	250	350	<b>70x70</b>
<b>96080080</b>	800	800	250	400	<b>80x80</b>
<b>96090090</b>	900	900	250	450	<b>90x90</b>
<b>96100100</b>	1000	1000	250	500	<b>100x100</b>
<b>96110110</b>	1100	1100	250	550	<b>110x110</b>
<b>96120120</b>	1200	1200	250	600	<b>120x120</b>



# MARINA PLUS



CLASSE CLASS CLASS 3

**96080070** A B C D 800 700 250 350 80x70

**96090070** 900 700 250 350 90x70

**96090080** 900 800 250 400 90x80

**96100070** 1000 700 250 350 100x70

**96100080** 1000 800 250 400 100x80

**96100090** 1000 900 250 450 100x90

**96110070** 1100 700 250 350 110x70

**96110080** 1100 800 250 400 110x80

**96110090** 1100 900 250 450 110x90

**96110100** 1100 1000 250 500 110x100

**96120070** 1200 700 250 350 120x70

**96120080** 1200 800 250 400 120x80

**96120090** 1200 900 250 450 120x90

**96120100** 1200 1000 250 500 120x100

**96120110** 1200 1100 250 550 120x110

**96130070** 1300 700 450 350 130x70

**96130080** 1300 800 450 400 130x80

**96130090** 1300 900 450 450 130x90

**96130100** 1300 1000 450 500 130x100

**96130110** 1300 1100 450 550 130x110

**96130120** 1300 1200 450 600 130x120

**96140070** 1400 700 450 350 140x70

**96140080** 1400 800 450 400 140x80

**96140090** 1400 900 450 450 140x90

**96140100** 1400 1000 450 500 140x100

**96140110** 1400 1100 450 550 140x110

**96140120** 1400 1200 450 600 140x120

**96150070** 1500 700 450 350 150x70

**96150080** 1500 800 450 400 150x80

**96150090** 1500 900 450 450 150x90

**96150100** 1500 1000 450 500 150x100

**96150110** 1500 1100 450 550 150x110

**96150120** 1500 1200 450 600 150x120

**96160070** A B C D 1600 700 450 350 160x70

**96160080** 1600 800 450 400 160x80

**96160090** 1600 900 450 450 160x90

**96160100** 1600 1000 450 500 160x100

**96160110** 1600 1100 450 550 160x110

**96160120** 1600 1200 450 600 160x120

**96170070** 1700 700 450 350 170x70

**96170080** 1700 800 450 400 170x80

**96170090** 1700 900 450 450 170x90

**96170100** 1700 1000 450 500 170x100

**96170110** 1700 1100 450 550 170x110

**96170120** 1700 1200 450 600 170x120

**96180070** 1800 700 450 350 180x70

**96180080** 1800 800 450 400 180x80

**96180090** 1800 900 450 450 180x90

**96180100** 1800 1000 450 500 180x100

**96180110** 1800 1100 450 550 180x110

**96180120** 1800 1200 450 600 180x120

**96190070** 1900 700 450 350 190x70

**96190080** 1900 800 450 400 190x80

**96190090** 1900 900 450 450 190x90

**96190100** 1900 1000 450 500 190x100

**96190110** 1900 1100 450 550 190x110

**96190120** 1900 1200 450 600 190x120

**96200070** 2000 700 450 350 200x70

**96200080** 2000 800 450 400 200x80

**96200090** 2000 900 450 450 200x90

**96200100** 2000 1000 450 500 200x100

**96200110** 2000 1100 450 550 200x110

**96200120** 2000 1200 450 600 200x120

**96210070** 2100 700 450 350 210x70

**96210080** 2100 800 450 400 210x80

**96210090** 2100 900 450 450 210x90

**96210100** 2100 1000 450 500 210x100

**96210110** 2100 1100 450 550 210x110

**96210120** 2100 1200 450 600 210x120

**96220070** A B C D 2200 700 450 350 220x70

**96220080** 2200 800 450 400 220x80

**96220090** 2200 900 450 450 220x90

**96220100** 2200 1000 450 500 220x100

**96220110** 2200 1100 450 550 220x110

**96220120** 2200 1200 450 600 220x120

**96230070** 2300 700 450 350 230x70

**96230080** 2300 800 450 400 230x80

**96230090** 2300 900 450 450 230x90

**96230100** 2300 1000 450 500 230x100

**96230110** 2300 1100 450 550 230x110

**96230120** 2300 1200 450 600 230x120

**96240070** 2400 700 450 350 240x70

**96240080** 2400 800 450 400 240x80

**96240090** 2400 900 450 450 240x90

**96240100** 2400 1000 450 500 240x100

**96240110** 2400 1100 450 550 240x110

**96240120** 2400 1200 450 600 240x120

**96250070** 2500 700 450 350 250x70

**96250080** 2500 800 450 400 250x80

**96250090** 2500 900 450 450 250x90

**96250100** 2500 1000 450 500 250x100

**96250110** 2500 1100 450 550 250x110

**96250120** 2500 1200 450 600 250x120

**96260070** 2600 700 450 350 260x70

**96260080** 2600 800 450 400 260x80

**96260090** 2600 900 450 450 260x90

**96260100** 2600 1000 450 500 260x100

**96260110** 2600 1100 450 550 260x110

**96260120** 2600 1200 450 600 260x120



# MARINA



## Cores | Colours | Couleurs | Colores




\* **branco**  
white  
blanc  
blanco



\* **cinza**  
grey  
gris  
gris



\* **bege**  
beige  
beije  
beige



\* **preto**  
black  
noir  
negro



\* **xisto**  
schist  
schiste  
pizarra

ST  NIT



CLASSE  
CLASS  
CLASE **3**

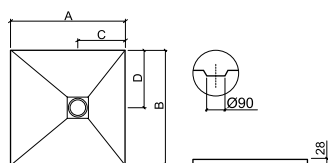


12  
Lmm



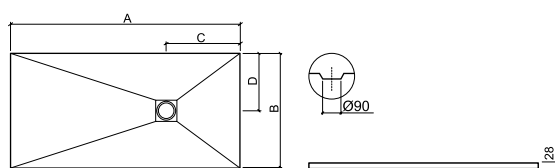


# MARINA



CLASSE 3  
GLASS  
GLASS  
GLASSE

	A	B	C	D	
<b>95070070</b>	700	700	350	350	<b>70x70</b>
<b>95080080</b>	800	800	350	400	<b>80x80</b>
<b>95090090</b>	900	900	350	450	<b>90x90</b>
<b>95100100</b>	1000	1000	350	500	<b>100x100</b>
<b>95110110</b>	1100	1100	450	550	<b>110x110</b>
<b>95120120</b>	1200	1200	450	600	<b>120x120</b>



CLASSE 3  
GLASS  
GLASS  
GLASSE


	A	B	C	D	
<b>95080070</b>	800	700	350	350	<b>80x70</b>
<b>95090070</b>	900	700	350	350	<b>90x70</b>
<b>95090080</b>	900	800	350	400	<b>90x80</b>
<b>95100070</b>	1000	700	350	350	<b>100x70</b>
<b>95100080</b>	1000	800	350	400	<b>100x80</b>
<b>95100090</b>	1000	900	350	450	<b>100x90</b>
<b>95110070</b>	1100	700	450	350	<b>110x70</b>
<b>95110080</b>	1100	800	450	400	<b>110x80</b>
<b>95110090</b>	1100	900	450	450	<b>110x90</b>
<b>95110100</b>	1100	1000	450	500	<b>110x100</b>
<b>95120070</b>	1200	700	450	350	<b>120x70</b>
<b>95120080</b>	1200	800	450	400	<b>120x80</b>
<b>95120090</b>	1200	900	450	450	<b>120x90</b>
<b>95120100</b>	1200	1000	450	500	<b>120x100</b>
<b>95120110</b>	1200	1100	450	550	<b>120x110</b>
<b>95130070</b>	1300	700	450	350	<b>130x70</b>
<b>95130080</b>	1300	800	450	400	<b>130x80</b>
<b>95130090</b>	1300	900	450	450	<b>130x90</b>
<b>95130100</b>	1300	1000	450	500	<b>130x100</b>
<b>95130110</b>	1300	1100	450	550	<b>130x110</b>
<b>95130120</b>	1300	1200	450	600	<b>130x120</b>

	A	B	C	D	
<b>95140070</b>	1400	700	450	350	<b>140x70</b>
<b>95140080</b>	1400	800	450	400	<b>140x80</b>
<b>95140090</b>	1400	900	450	450	<b>140x90</b>
<b>95140100</b>	1400	1000	450	500	<b>140x100</b>
<b>95140110</b>	1400	1100	450	550	<b>140x110</b>
<b>95140120</b>	1400	1200	450	600	<b>140x120</b>
<b>95150070</b>	1500	700	450	350	<b>150x70</b>
<b>95150080</b>	1500	800	450	400	<b>150x80</b>
<b>95150090</b>	1500	900	450	450	<b>150x90</b>
<b>95150100</b>	1500	1000	450	500	<b>150x100</b>
<b>95150110</b>	1500	1100	450	550	<b>150x110</b>
<b>95150120</b>	1500	1200	450	600	<b>150x120</b>
<b>95160070</b>	1600	700	450	350	<b>160x70</b>
<b>95160080</b>	1600	800	450	400	<b>160x80</b>
<b>95160090</b>	1600	900	450	450	<b>160x90</b>
<b>95160100</b>	1600	1000	450	500	<b>160x100</b>
<b>95160110</b>	1600	1100	450	550	<b>160x110</b>
<b>95160120</b>	1600	1200	450	600	<b>160x120</b>
<b>95170070</b>	1700	700	450	350	<b>170x70</b>
<b>95170080</b>	1700	800	450	400	<b>170x80</b>
<b>95170090</b>	1700	900	450	450	<b>170x90</b>
<b>95170100</b>	1700	1000	450	500	<b>170x100</b>
<b>95170110</b>	1700	1100	450	550	<b>170x110</b>
<b>95170120</b>	1700	1200	450	600	<b>170x120</b>

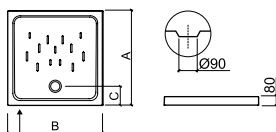
	A	B	C	D	
<b>95180070</b>	1800	700	450	350	<b>180x70</b>
<b>95180080</b>	1800	800	450	400	<b>180x80</b>
<b>95180090</b>	1800	900	450	450	<b>180x90</b>
<b>95180100</b>	1800	1000	450	500	<b>180x100</b>
<b>95180110</b>	1800	1100	450	550	<b>180x110</b>
<b>95180120</b>	1800	1200	450	600	<b>180x120</b>
<b>95190070</b>	1900	700	450	350	<b>190x70</b>
<b>95190080</b>	1900	800	450	400	<b>190x80</b>
<b>95190090</b>	1900	900	450	450	<b>190x90</b>
<b>95190100</b>	1900	1000	450	500	<b>190x100</b>
<b>95190110</b>	1900	1100	450	550	<b>190x110</b>
<b>95190120</b>	1900	1200	450	600	<b>190x120</b>
<b>95200070</b>	2000	700	450	350	<b>200x70</b>
<b>95200080</b>	2000	800	450	400	<b>200x80</b>
<b>95200090</b>	2000	900	450	450	<b>200x90</b>
<b>95200100</b>	2000	1000	450	500	<b>200x100</b>
<b>95200110</b>	2000	1100	450	550	<b>200x110</b>
<b>95200120</b>	2000	1200	450	600	<b>200x120</b>
<b>95210070</b>	2100	700	450	350	<b>210x70</b>
<b>95210080</b>	2100	800	450	400	<b>210x80</b>
<b>95210090</b>	2100	900	450	450	<b>210x90</b>
<b>95210100</b>	2100	1000	450	500	<b>210x100</b>
<b>95210110</b>	2100	1100	450	550	<b>210x110</b>
<b>95210120</b>	2100	1200	450	600	<b>210x120</b>



# MORAIRA PLUS

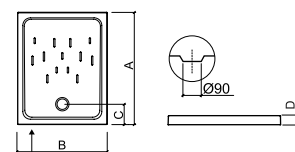


NEW



NEW  487

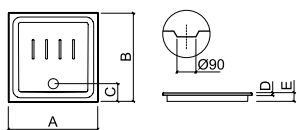
	A	B	C	
<b>107790</b>	792	795	180	80x80
<b>107800</b>	903	900	180	90x90



NEW  487

	A	B	C	D	
<b>107812</b>	995	795	180	80	100x80
<b>107822</b>	1190	795	180	80	120x80
<b>107832</b>	1195	895	180	81	120x90

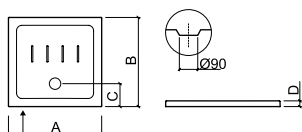
# WATERLINE



 487

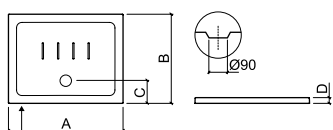
	A	B	C	D	E	
<b>107480</b>	800	800	164	20	80	<b>80x80</b>
<b>107500</b>	895	895	180	18	73	<b>90x90</b>

# WATERLINE



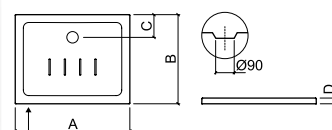
487

	A	B	C	D	
<b>107470</b>	800	800	180	50	80x80
<b>107780</b>	898	898	220	45	90x90



487

	A	B	C	D	
<b>107722</b>	992	795	220	45	100x80
<b>NEW 107732</b>	995	895	220	45	100x90
<b>107742</b>	1198	796	220	45	120x80
<b>NEW 107752</b>	1195	895	220	45	120x90

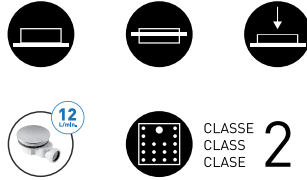


487


	A	B	C	D	
<b>107442</b>	905	708	184	45	90x70
<b>107452</b>	1010	706	185	45	100x70
<b>107462</b>	1200	700	180	45	120x70
<b>107512</b>	1390	698	177	47	140x70



# STEPIN



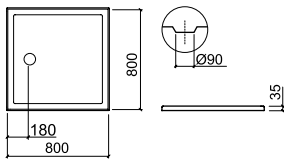
## Cores | Colours | Couleurs | Colores





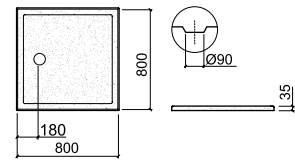


# STEPIN



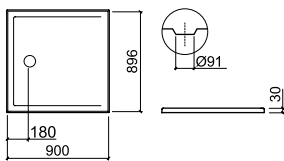
487

NF 107520 80x80



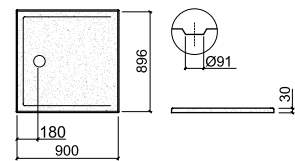
CLASSE CLASS CLASS 2 487

107520AD 80x80



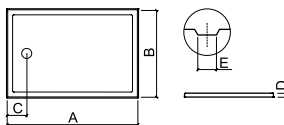

487

NF 107530 90x90



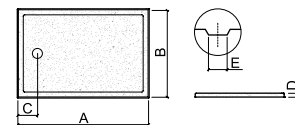

CLASSE CLASS CLASS 2 487

107530AD 90x90



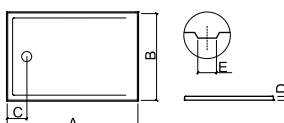
487

	A	B	C	D	E	
NF 107562	1000	700	180	30	ø91	100x70
NF 107542	990	790	180	30	ø90	100x80
107572	1200	700	180	30	ø91	120x70



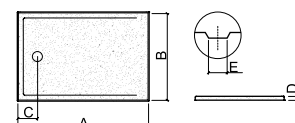
CLASSE CLASS CLASS 2 487

	A	B	C	D	E	
107562AD	1000	700	180	30	ø91	100x70
107542AD	990	790	180	30	ø90	100x80
107572AD	1200	700	180	30	ø91	120x70



487

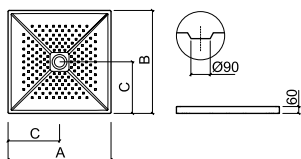
	A	B	C	D	E	
NF 107552	1195	795	180	30	ø90	120x80
NF 107612	1194	895	250	33	ø91	120x90
107622	1397	693	250	33	ø91	140x70
107632	1398	790	250	30	ø90	140x80
107642	1395	891	250	33	ø91	140x90



CLASSE CLASS CLASS 2 487

	A	B	C	D	E	
107552AD	1195	795	180	30	ø90	120x80
107612AD	1194	895	250	33	ø91	120x90
107622AD	1397	693	250	33	ø91	140x70
107632AD	1398	790	250	30	ø90	140x80
107642AD	1395	891	250	33	ø91	140x90

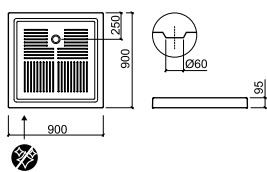
# MORAIRA



487

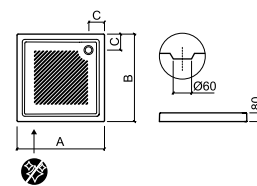
NF	A	B	C	
107245	800	800	400	80x80
107255	900	900	450	90x90

# MORAIRA



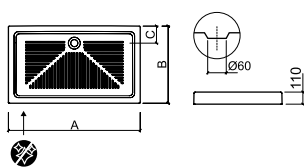
495

**NF** 107250 90x90



495

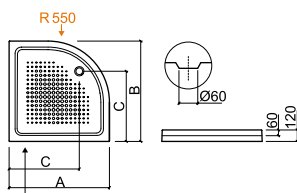
	A	B	C	
<b>107150</b>	700	700	150	70x70
<b>107160</b>	750	750	145	75x75
<b>NF 107170</b>	800	800	150	80x80



495

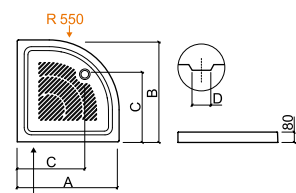
	A	B	C	
<b>107182</b>	900	720	250	90x72
<b>107192</b>	1000	700	155	100x70
<b>107202</b>	1208	707	162	120x70
<b>107212</b>	1200	800	250	120x80

# MORAIRA



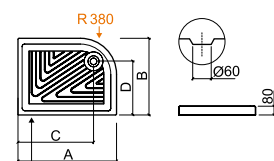
495

	A	B	C	
107221	800	800	530	80x80
107231	900	900	630	90x90



495

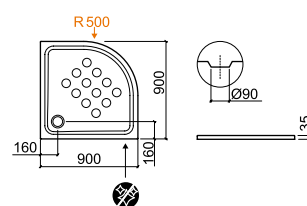
	A	B	C	D	
107161	750	750	490	ø62	75x75
107171	800	800	530	ø60	80x80



495

	A	B	C	D	
107261	900	700	670	470	75x75
107271	900	700	670	470	80x80

# TIME

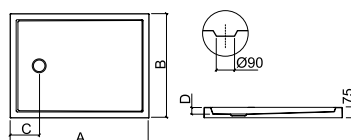
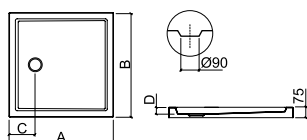


487

107361 90x90



# PIANO



487

	A	B	C	D	
<b>803550</b>	800	800	200	46	80x80
<b>803560</b>	900	900	200	46	90x90
<b>803570</b>	997	1000	200	48	100x100

	A	B	C	D	
<b>802360</b>	1000	700	250	50	100x70
<b>802370</b>	1000	750	250	47	100x75
<b>802380</b>	998	803	250	48	100x80
<b>802390</b>	1000	902	250	46	100x90

	A	B	C	D	
<b>802540</b>	1498	700	250	46	150x70
<b>802550</b>	1500	752	250	46	150x75
<b>802560</b>	1500	801	250	46	150x80
<b>802570</b>	1500	900	250	46	150x90

<b>802410</b>	1198	702	253	47	120x70
<b>802420</b>	1200	753	252	46	120x75
<b>802430</b>	1200	800	250	48	120x80
<b>802440</b>	1203	903	251	48	120x90

<b>802580</b>	1600	700	250	60	160x70
<b>802590</b>	1602	755	250	53	160x75
<b>802610</b>	1600	803	252	57	160x80
<b>802620</b>	1600	900	250	55	160x90

<b>802450</b>	1300	701	250	46	130x70
<b>802460</b>	1302	752	251	46	130x75
<b>802470</b>	1300	801	250	46	130x80
<b>802480</b>	1300	900	253	48	130x90

<b>803450</b>	1700	703	250	44	170x70
<b>803460</b>	1698	751	250	55	170x75

<b>802490</b>	1400	700	250	46	140x70
<b>802510</b>	1400	750	250	50	140x75
<b>802520</b>	1396	803	250	48	140x80
<b>802530</b>	1400	900	250	50	140x90

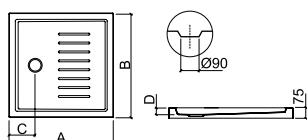
<b>802630</b>	1798	700	250	60	180x70
<b>802640</b>	1800	750	250	60	180x75
<b>802650</b>	1804	804	252	62	180x80
<b>802660</b>	1800	900	250	65	180x90

<b>802670</b>	2000	700	250	65	200x70
<b>802690</b>	2000	800	250	60	200x75
<b>802710</b>	2003	903	253	60	200x80

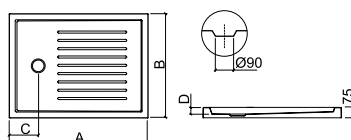
# PIANO



487



	A	B	C	D	
<b>803620</b>	800	800	200	46	80x80
<b>803630</b>	900	900	200	46	90x90
<b>803640</b>	997	1000	200	48	100x100



	A	B	C	D	
<b>803070</b>	1000	700	250	50	100x70
<b>803080</b>	1000	750	250	47	100x75
<b>803090</b>	998	803	250	48	100x80
<b>803110</b>	1000	902	250	46	100x90

<b>803120</b>	1198	702	253	47	120x70
<b>803130</b>	1200	753	252	46	120x75
<b>803140</b>	1200	800	250	48	120x80
<b>803150</b>	1203	903	251	48	120x90

<b>803160</b>	1300	701	250	46	130x70
<b>803170</b>	1302	752	251	46	130x75
<b>803180</b>	1300	801	250	46	130x80
<b>803190</b>	1300	900	253	48	130x90

<b>803210</b>	1400	700	250	46	140x70
<b>803220</b>	1400	750	250	50	140x75
<b>803230</b>	1396	803	250	48	140x80
<b>803240</b>	1400	899	250	50	140x90

	A	B	C	D	
<b>803250</b>	1498	700	250	46	150x70
<b>803260</b>	1500	752	250	46	150x75
<b>803270</b>	1500	801	250	46	150x80
<b>803280</b>	1500	900	250	46	150x90

<b>803290</b>	1600	700	250	60	160x70
<b>803310</b>	1602	755	250	53	160x75
<b>803320</b>	1600	803	252	57	160x80
<b>803330</b>	1600	900	250	55	160x90

<b>803490</b>	1700	703	250	44	170x70
<b>803510</b>	1698	751	250	55	170x75

<b>803340</b>	1798	700	250	60	180x70
<b>803350</b>	1800	750	250	60	180x75
<b>803360</b>	1804	804	252	62	180x80
<b>803370</b>	1800	900	250	65	180x90

<b>803380</b>	2000	700	250	65	200x70
<b>803410</b>	2000	800	250	60	200x75
<b>803420</b>	2003	903	253	60	200x80

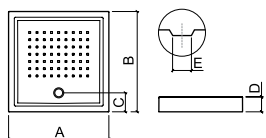




# MOSAICO



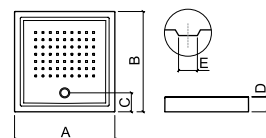
 487



	A	B	C	D	E	
<b>800230</b>	700	700	170	80	ø90	70x70
<b>800260</b>	750	750	170	80	ø90	75x75

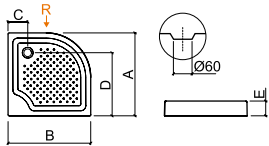


 495



	A	B	C	D	E	
<b>800430</b>	700	700	170	120	ø62	70x70
<b>800420</b>	700	700	170	160	ø62	70x70
<b>800450</b>	750	750	170	120	ø62	75x75
<b>800440</b>	750	750	170	160	ø62	75x75

# ELSY



495

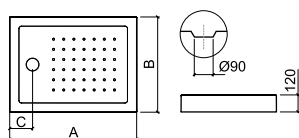
	A	B	C	D	E	R	
<b>800030</b>	750	745	200	550	130	370	75x75
<b>800040</b>	800	795	200	600	130	475	80x80
<b>800050</b>	900	893	200	700	135	480	90x90



# STRADO



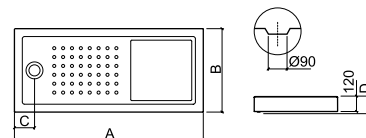
 487



	A	B	C	
<b>800910</b>	1001	750	181	100x75
<b>800930</b>	1001	801	181	100x80
<b>800950</b>	1001	901	181	100x90



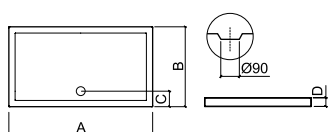
 487



	A	B	C	D	
<b>800720</b>	1200	750	175	125	120x75
<b>800810</b>	1200	800	180	125	120x80
<b>800850</b>	1200	900	180	124	120x90
<b>800730</b>	1400	750	175	125	140x75
<b>800820</b>	1400	800	180	128	140x80
<b>800860</b>	1400	900	180	128	140x90
<b>800740</b>	1600	750	175	130	160x75
<b>800830</b>	1600	800	180	132	160x80
<b>800870</b>	1600	900	180	132	160x90
<b>800750</b>	1700	750	180	130	170x75
<b>800840</b>	1700	800	180	134	170x80
<b>800880</b>	1700	900	180	134	170x90



# OPEN

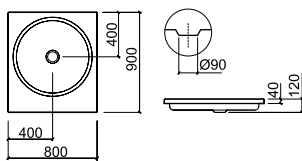


 487

	A	B	C	D	
<b>801210</b>	1000	700	180	75	100x70
<b>801240</b>	1000	750	175	75	100x75
<b>801270</b>	1000	800	175	75	100x80
<b>801310</b>	1000	900	175	75	100x90
<b>801220</b>	1200	700	180	75	120x70
<b>801250</b>	1200	755	175	75	120x75
<b>801280</b>	1206	806	175	75	120x80
<b>801320</b>	1200	900	175	75	120x90
<b>801230</b>	1400	700	175	75	140x70
<b>801260</b>	1400	750	180	75	140x75
<b>801290</b>	1400	800	180	70	140x80
<b>801330</b>	1400	900	175	75	140x90

	A	B	C	D	
<b>801590</b>	1500	700	177	75	150x70
<b>801630</b>	1600	700	175	75	160x70
<b>801640</b>	1600	750	177	75	160x75
<b>801650</b>	1600	800	176	75	160x80
<b>801660</b>	1600	900	176	75	160x90
<b>801670</b>	1703	701	176	75	170x70
<b>801680</b>	1700	750	176	75	170x75
<b>801690</b>	1700	800	176	75	170x80
<b>801720</b>	1800	750	176	75	180x75
<b>801730</b>	1800	800	176	75	180x80

# WCA

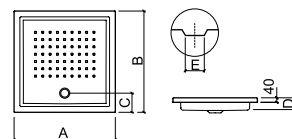


 487

800140 90x80



# MOSAICO



 495

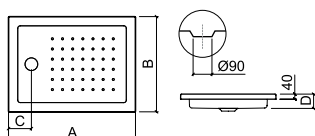
	A	B	C	D	E	
<b>800220</b>	700	700	170	91	ø62	<b>70x70</b>
<b>800210</b>	700	700	170	120	ø60	<b>70x70</b>
<b>800250</b>	750	750	170	92	ø62	<b>75x75</b>
<b>800240</b>	750	750	170	132	ø62	<b>75x75</b>



# STRADO



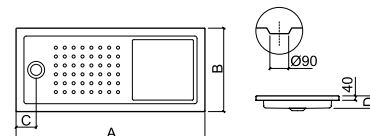
487



	A	B	C	D	
<b>800890</b>	1001	750	181	94	100x75
<b>800920</b>	1001	801	181	94	100x80
<b>800940</b>	1001	901	181	94	100x90



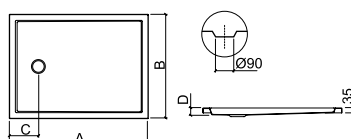
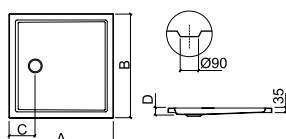
487



	A	B	C	D	
<b>800370</b>	1200	750	175	95	120x75
<b>800670</b>	1200	800	180	98	120x80
<b>800760</b>	1200	900	180	98	120x90
<b>800380</b>	1400	750	180	100	140x75
<b>800680</b>	1400	800	180	103	140x80
<b>800770</b>	1400	900	180	103	140x90
<b>800390</b>	1600	750	175	100	160x75
<b>800690</b>	1600	800	180	107	160x80
<b>800780</b>	1600	900	180	107	160x90
<b>800410</b>	1700	750	180	105	170x75
<b>800710</b>	1700	800	180	109	170x80
<b>800790</b>	1700	900	180	109	170x90



# PIANO



487

	A	B	C	D	
<b>803520</b>	800	800	200	46	<b>80x80</b>
<b>803530</b>	900	900	200	46	<b>90x90</b>
<b>803540</b>	997	1000	200	48	<b>100x100</b>

	A	B	C	D	
<b>802010</b>	1000	700	250	50	<b>100x70</b>
<b>802020</b>	1000	750	250	47	<b>100x75</b>
<b>802030</b>	998	803	250	48	<b>100x80</b>
<b>802040</b>	1000	902	250	46	<b>100x90</b>

	A	B	C	D	
<b>802180</b>	1498	700	250	46	<b>150x70</b>
<b>802190</b>	1500	752	250	46	<b>150x75</b>
<b>802210</b>	1500	801	250	46	<b>150x80</b>
<b>802220</b>	1500	900	250	46	<b>150x90</b>

<b>802050</b>	1200	702	250	48	<b>120x70</b>
<b>802060</b>	1200	751	250	50	<b>120x75</b>
<b>802070</b>	1200	800	250	47	<b>120x80</b>
<b>802080</b>	1203	903	251	48	<b>120x90</b>

<b>802230</b>	1600	700	250	60	<b>160x70</b>
<b>802240</b>	1602	755	250	53	<b>160x75</b>
<b>802250</b>	1600	803	252	57	<b>160x80</b>
<b>802260</b>	1600	900	250	55	<b>160x90</b>

<b>802090</b>	1300	701	250	46	<b>130x70</b>
<b>802110</b>	1301	751	250	46	<b>130x75</b>
<b>802120</b>	1300	801	250	46	<b>130x80</b>
<b>802130</b>	1300	900	253	48	<b>130x90</b>

<b>803430</b>	1700	703	250	44	<b>170x70</b>
<b>803440</b>	1698	751	250	55	<b>170x75</b>

<b>802140</b>	1400	700	250	46	<b>140x70</b>
<b>802150</b>	1400	750	250	50	<b>140x75</b>
<b>802160</b>	1396	803	250	48	<b>140x80</b>
<b>802170</b>	1400	899	250	50	<b>140x90</b>

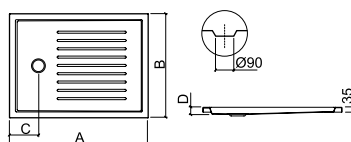
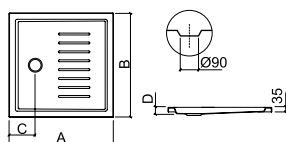
<b>802270</b>	1798	700	250	60	<b>180x70</b>
<b>802280</b>	1800	750	250	60	<b>180x75</b>
<b>802290</b>	1804	804	252	62	<b>180x80</b>
<b>802310</b>	1800	900	250	65	<b>180x90</b>

<b>802320</b>	2000	700	250	65	<b>200x70</b>
<b>802340</b>	2000	800	250	60	<b>200x80</b>
<b>802350</b>	2003	903	253	60	<b>200x90</b>

# PIANO



487



	A	B	C	D	
<b>803580</b>	800	800	200	46	80x80
<b>803590</b>	900	900	200	46	90x90
<b>803610</b>	997	1000	200	48	100x100

	A	B	C	D	
<b>802720</b>	1000	700	250	50	100x70
<b>802730</b>	1000	750	250	47	100x75
<b>802740</b>	998	803	250	48	100x80
<b>802750</b>	1000	902	250	46	100x90

	A	B	C	D	
<b>802890</b>	1498	700	250	46	150x70
<b>802910</b>	1500	752	250	46	150x75
<b>802920</b>	1500	801	250	46	150x80
<b>802930</b>	1500	900	250	46	150x90

<b>802760</b>	1200	702	250	48	120x70
<b>802770</b>	1200	751	250	50	120x75
<b>802780</b>	1200	800	250	47	120x80
<b>802790</b>	1203	903	251	48	120x90

<b>802940</b>	1600	700	250	60	160x70
<b>802950</b>	1602	755	250	53	160x75
<b>802960</b>	1600	803	252	57	160x80
<b>802970</b>	1600	900	250	55	160x90

<b>802810</b>	1300	701	250	46	130x70
<b>802820</b>	1301	751	251	46	130x75
<b>802830</b>	1300	801	250	46	130x80
<b>802840</b>	1300	900	253	48	130x90

<b>803470</b>	1700	703	250	44	170x70
<b>803480</b>	1698	751	250	55	170x75

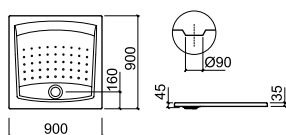
<b>802850</b>	1400	700	250	46	140x70
<b>802860</b>	1400	750	250	50	140x75
<b>802870</b>	1396	803	250	48	140x80
<b>802880</b>	1400	899	250	50	140x90

<b>802270</b>	1798	700	250	60	180x70
<b>802280</b>	1800	750	250	60	180x75
<b>802290</b>	1804	804	252	62	180x80
<b>802310</b>	1800	900	250	65	180x90

<b>802320</b>	2000	700	250	65	200x70
<b>802340</b>	2000	800	250	60	200x80
<b>802350</b>	2003	903	253	60	200x90

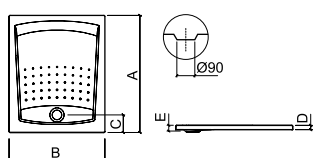


# MILLENNIUM



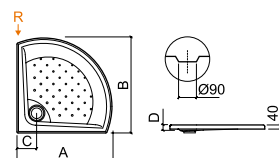
 487

**800070** 90x90



 487

	A	B	C	D	E	
<b>800060</b>	900	750	160	35	45	90x75
<b>800110</b>	1100	900	160	40	62	110x90



 487

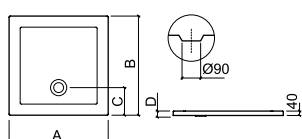
	A	B	C	D	R	
<b>800080</b>	900	900	170	55	646	90x90
<b>800090</b>	1000	1000	180	50	720	100x100



# FACE



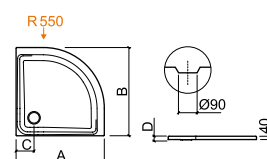
 **487**



	A	B	C	D	
<b>800280</b>	900	900	250	25	90x90
<b>800290</b>	1000	1000	250	26	100x100



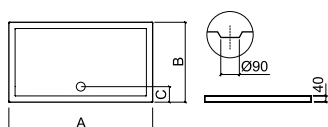
 **487**



	A	B	C	D	
<b>800170</b>	800	800	165	20	80x80
<b>800180</b>	900	900	160	30	90x90
<b>800190</b>	1000	1000	160	35	100x100



# OPEN




 487

	A	B	C	
<b>801160</b>	1000	700	178	100x70
<b>800960</b>	1000	750	175	100x75
<b>800970</b>	1000	800	175	100x80
<b>800980</b>	1000	900	175	100x90
<b>801170</b>	1200	700	180	120x70
<b>800990</b>	1207	755	175	120x75
<b>801010</b>	1206	806	175	120x80
<b>801020</b>	1200	900	175	120x90
<b>801180</b>	1400	700	175	140x70
<b>801030</b>	1400	750	180	140x75
<b>801040</b>	1400	800	180	140x80
<b>801050</b>	1400	900	175	140x90

	A	B	C	
<b>801380</b>	1500	700	177	150x70
<b>801430</b>	1600	700	177	160x70
<b>801440</b>	1600	750	177	160x75
<b>801450</b>	1600	800	176	160x80
<b>801460</b>	1600	900	176	160x90
<b>801470</b>	1701	701	176	170x70
<b>801480</b>	1700	750	176	170x75
<b>801490</b>	1700	800	176	170x80
<b>801520</b>	1800	750	176	180x75
<b>801530</b>	1800	800	176	180x80



# METRIC



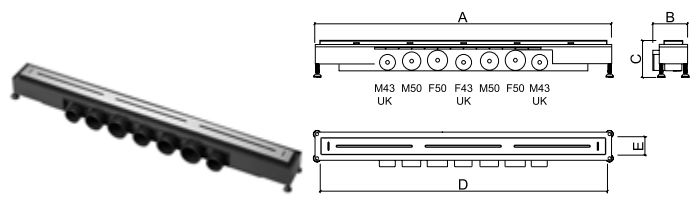
**tela anti-fissuras**  
anti-cracking sealing flap  
bavette anti-fissurations  
cinta selladora anti-fisuras

**grelha em inox escovado**  
brushed stainless steel grid  
grille inox brossé  
rejilla de acero inoxidable

**tubo de imersão**  
plunger tube  
tube plongeur  
tubo de inmersión

**copo amovível**  
removable trough  
godet amovible  
pomo extraible

**calha em ABS**  
channel in ABS  
caniveau ABS  
rieles ABS



	A	B	C	D	E
<b>49070</b>	700	92	80-120	674	50
<b>49080</b>	800	92	80-120	774	50
<b>49090</b>	900	92	80-120	874	50






**COLUNAS DE HIDROMASSAGEM**  
**HYDROMASSAGE COLUMNS**  
**COLONNES D'HYDROMASSAGE**  
**COLUMNAS DE HIDROMASAJE**

**Coleção**  
Collection  
Collection  
Colección

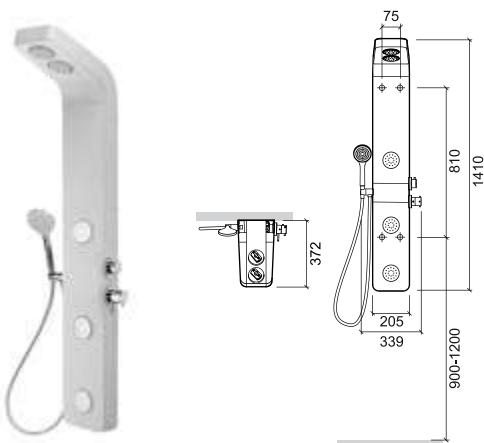
326 Shadow



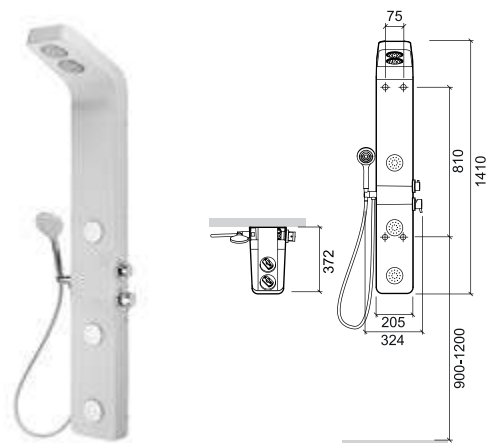




# SHADOW



88878411



88878011







**DIVISÓRIAS**  
**SHOWER SCREENS**  
**PAROIS**  
**MAMPARAS**

**Banheiras**

Bathtubs

Baignoires

Bañeras

330 Versus

332 Aquarela duo

333 Aquarela

**Bases de duche**

Shower trays

Receveurs de douche

Platos de ducha

334 Strado

338 Screen

340 Versus





# VERSUS



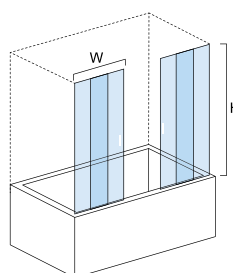
## Cores | Colours | Couleurs | Colores



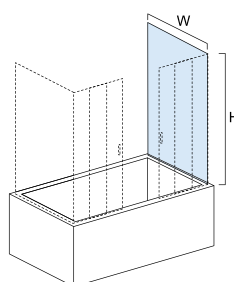
**branco**  
white  
blanc  
blanco



**cromado**  
chrome  
chrome  
cromo

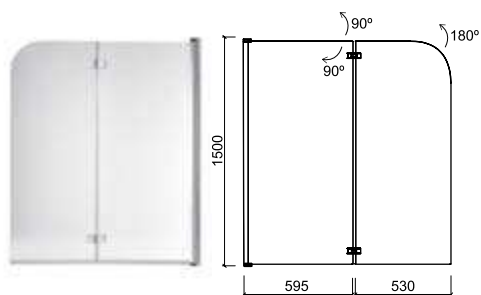




	W	H	MIN	MAX
<b>89350500</b>	1500	1400	1480	1520
<b>89352500</b>	1600	1400	1590	1610
<b>89353500</b>	1700	1400	1690	1710
<b>89354500</b>	1750	1400	1740	1760
<b>89355500</b>	1800	1400	1790	1810
<b>89356500</b>	1900	1400	1890	1910



	W	H	MIN	MAX
<b>89360100</b>	700	1400	690	710
<b>89361100</b>	750	1400	740	760
<b>89362100</b>	800	1400	790	810
<b>89363100</b>	900	1400	890	910

# AQUARELA DUO



89509000  89509010 

**Cores** | Colours | Couleurs | Colores



**branco**  
white  
blanc  
blanco



**cromado**  
chrome  
chrome  
cromo

# AQUARELA



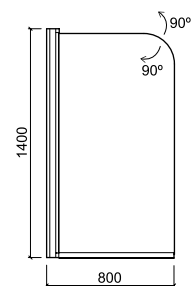
## Cores | Colours | Couleurs | Colores




branco  
white  
blanc  
blanco



cromado  
chrome  
chrome  
cromo

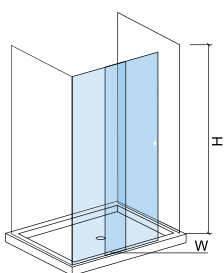


89509100 

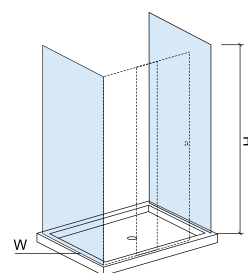




# STRADO

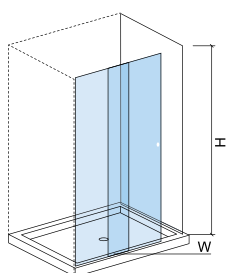


		W	H	MIN	MAX
		89089200	89089210	952	1971 942 962
		89037200	89037210	1182	1970 1172 1192
		89038200	89038210	1401	1970 1391 1411
		89039200	89039210	1582	1970 1572 1592
		89041200	89041210	1682	1970 1672 1692
		89042200	89042210	1801	1969 1791 1811

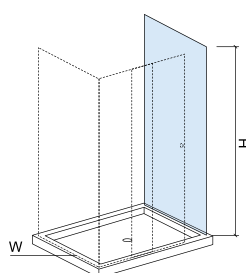


	W	H	MIN	MAX
	89066200	700	1970	677 692
	89067200	751	1970	731 751
	89068200	801	1970	749 769
	89069200	901	1970	849 869

# STRADO

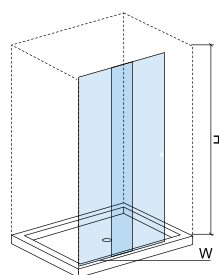



		W	H	MIN	MAX		
		89089100	89089110	971	1971	966	986
		89037100	89037110	1201	1970	1191	1211
		89038100	89038110	1408	1970	1398	1418
		89039100	89039110	1608	1971	1598	1618
		89041100	89041110	1708	1970	1698	1718
		89042100	89042110	1801	1969	1791	1818



	W	H	MIN	MAX
89066100	700	1970	677	692
89067100	751	1970	731	751
89068100	801	1970	749	769
89069100	901	1970	849	869

# STRADO

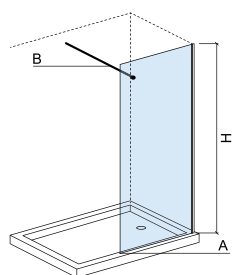


		W	H	MIN	MAX
	<b>89089000</b>	<b>89089010</b>	1002	1971	992 1011
	<b>89037000</b>	<b>89037010</b>	1201	1970	1191 1011
	<b>89038000</b>	<b>89038010</b>	1401	1970	1391 1411
	<b>89039000</b>	<b>89039010</b>	1602	1970	1592 1611
	<b>89041000</b>	<b>89041010</b>	1702	1970	1691 1711
	<b>89042000</b>	<b>89042010</b>	1801	1969	1791 1811

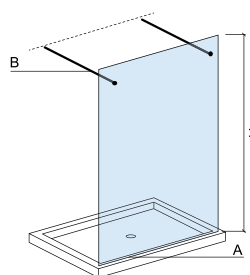




# SCREEN



	A	B	H
<b>89410100</b>	940	664-864	2050
<b>89412100</b>	1140	664-864	2050
<b>89414100</b>	1340	664-864	2050
<b>89416100</b>	1540	664-864	2050



	A	B	H
<b>89410000</b>	940	664-864	2043
<b>89412000</b>	1140	664-864	2043
<b>89414000</b>	1340	664-864	2043
<b>89416000</b>	1540	664-864	2043



# VERSUS

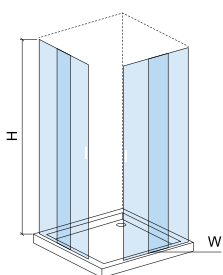
## Cores | Colours | Couleurs | Colores



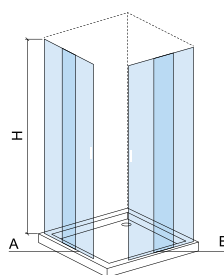
**branco**  
white  
blanc  
blanco



**cromado**  
chrome  
chrome  
cromo



	W	H	MIN	MAX
<b>89301000</b>	750	1900	740	760
<b>89303000</b>	800	1900	790	810
<b>89304000</b>	900	1900	890	910



	A	B	H	900		700	
				MIN	MAX	MIN	MAX
<b>89400000</b>	900	700	1900	890	910	690	710

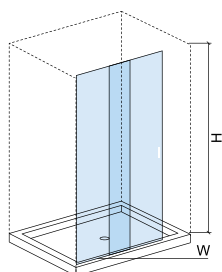




# VERSUS



## Cores | Colours | Couleurs | Colores



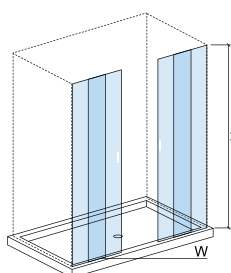
	W	H	MIN	MAX
<b>89310000</b>	1000	1900	980	1020
<b>89312000</b>	1200	1900	1180	1220
<b>89314000</b>	1400	1900	1380	1420



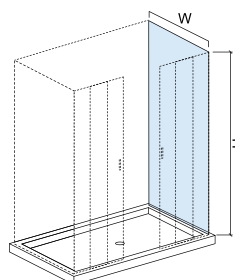
**branco**  
white  
blanc  
blanco



**cromado**  
chrome  
chrome  
cromo



	W	H	MIN	MAX
<b>89315500</b>	1500	1900	1480	1520
<b>89316500</b>	1600	1900	1580	1620
<b>89317500</b>	1700	1900	1680	1720
<b>89318500</b>	1800	1900	1780	1820



	W	H	MIN	MAX
<b>89310100</b>	700	1900	690	710
<b>89311100</b>	750	1900	740	760
<b>89312100</b>	800	1900	790	810
<b>89313100</b>	900	1900	890	910



## MISTURADORAS DE WC BATHROOM MIXERS ROBINETS DE SALLE DE BAINS GRIFOS DE BAÑO

### Coleções Collections Collections Colecciones

- 352 WCA
- 356 Line 42
- 362 Status
- 364 Tube NEW
- 364 Tube Eco NEW
- 374 Advance NEW
- 378 Ícone
- 378 Ícone Eco
- 380 Master 40 NEW
- 384 Torus
- 388 Single Plus
- 390 Alfa
- 392 New Ícone NEW
- 402 Single
- 404 Start
- 405 B-Touch
- 406 Easy
- 408 Cetus Basic
- 411 Rimini

### Torneiras temporizadas Timed taps Robinets temporisée Grifos temporizados

- 416 Tube
- 417 Ícone
- 418 New Ícone
- 419 Lock
- 420 Eco

### Torneiras eletrônicas Electronic taps Robinets électroniques Grifos electrónicos

- 424 Novel NEW
- 426 Square
- 427 Tube
- 428 Advance NEW
- 429 Wave NEW
- 430 Twocare NEW
- 431 Hera
- 432 Bio
- 433 Basic
- 434 Unit
- 434 Plan

### Torneira de coluna Pillar tap Robinet simple Grifo

- 435 Simple 30
- 436 **Acessórios para lavatórios** NEW  
Basins accessories  
Accessoires pour lavabos  
Accesorios para lavabos

### Soluções para duche Shower solutions Solutions de douche Soluciones de ducha

- 440 Kits de duche NEW  
Shower kits  
Kits douche  
Kits de ducha
- 444 Pinhas/hastes NEW  
Shower heads/arms  
Douches de tête/bras  
Cabezal ducha/barras
- 450 Chuveiros de mão  
Hand showers  
Douchettes à main  
Duchas de mano
- 453 Flexíveis de duche  
Shower hoses  
Flexibles de douche  
Flexibles de ducha
- 454 **Suportes e saídas de água** NEW  
Brackets and water outlets  
Supports et sorties d'eau  
Soportes y salidas de agua
- 457 Injetores de hidromassagem  
Hydromassage jets  
Jets d'hydromassage  
Inyectores de hidromasaje
- 458 **Rampas** NEW  
Sliding rails  
Barres de douche  
Barras de ducha
- 461 Mini-misturadoras de duche  
Mini shower mixers  
Mini mitigeurs de douche  
Mini mezcladores de ducha





**Misturadoras encastráveis**  
**Wall mounted mixers**  
**Mitigeurs encastrés**  
**Monomandos empotrables**

A funcionalidade das misturadoras de encastrar, de cozinha ou casa de banho, assenta essencialmente na tipologia de instalação mural que oferece vantagens ao nível da economia de espaço e da facilidade de limpeza.

A conjugação com outros produtos permite criar soluções ajustadas às preferências e necessidades de cada utilizador criando ambientes tanto minimalistas quanto elegantes e marcantes.

Wall mounted kitchen and bathroom mixers are very functional because of their concealed installation which creates design advantages in terms of space savings and hygiene.

By combining these mixers with other products you can produce tailored solutions adjusted to the preferences and needs of each user. They're perfect for all design concepts.

La fonctionnalité des mitigeurs encastrés, de cuisine ou de salle de bains repose essentiellement sur le type d'installation murale qui offre des avantages en termes d'économie d'espace et de facilité de nettoyage.

La combinaison avec d'autres produits permet de créer des solutions adaptées aux préférences et aux besoins de chaque utilisateur en créant des environnements à la fois minimalistes et élégants et saisissants.

La funcionalidad de los monomandos de pared, de cocina o baño se basa esencialmente en el tipo de instalación de pared que ofrece ventajas en términos de ahorro de espacio y facilidad de limpieza.

La combinación con otros productos permite crear soluciones ajustadas a las preferencias y necesidades de cada usuario creando ambientes tanto minimalistas como elegantes y llamativos.



LINE 42

**Misturadoras termostáticas**  
Thermostatic mixers  
Mitigeurs thermostatiques  
Monomandos termostáticos



As misturadoras termostáticas têm a capacidade de manter a água à temperatura desejada. Foram pensadas para possibilitar um banho relaxante sem preocupação com oscilações térmicas, mesmo quando outra torneira é aberta. Equipadas com o sistema antiescaldão impedem queimaduras cutâneas em caso de contacto com as superfícies metálicas. Estas são as torneiras mais seguras para crianças.

Thermostatic mixers hold water at a preset temperature. They are designed to function without temperature fluctuations, even when another tap is running. They're equipped with an anti-scalding system which prevents skin burns in case of contact with the taps metal surfaces. These are the safest taps for children.

Les mitigeurs thermostatiques ont la capacité de maintenir l'eau à la température souhaitée. Ils sont conçus pour permettre un bain relaxant sans se soucier des fluctuations de température, même lorsqu'un autre robinet est ouvert. Équipés du système anti-brûlure, ils préviennent les brûlures de la peau en cas de contact avec des surfaces métalliques. Ce sont les robinets les plus sûrs pour les enfants.

Los monomandos termostáticos tienen la capacidad de mantener el agua a la temperatura deseada. Están diseñados para permitir un baño relajante sin preocuparse por las fluctuaciones de temperatura, incluso cuando se abre otro grifo. Equipados con el sistema antiquemaduras, previenen las quemaduras de la piel en caso de contacto con sus superficies metálicas. Estos son los grifos más seguros para los niños.



B-TOUCH

# ECOSPOT



As misturadoras com o sistema **Ecospot** são equipadas com um cartucho que regula o caudal através de uma abertura faseada do manípulo. Esta tecnologia permite abrir em duas posições: meia abertura e abertura total, garantido deste modo, uma redução significativa no consumo de água e de energia.

Mixers with **Ecospot** system are equipped with a cartridge that regulates the flow through a phased opening of the lever handle. This technology allows a two position opening: half open and fully open. This system guarantees a significant reduction in water and energy consumption.

Les mitigeurs dotés du système **Ecospot** sont équipés d'une cartouche qui régule le débit par une ouverture progressive du levier. Cette technologie permet une ouverture dans deux positions : une ouverture à moitié et une ouverture totale, assurant ainsi une réduction significative de la consommation d'eau et d'énergie.

Los monomandos con el sistema **Ecospot** están equipados con un cartucho que regula el flujo de agua a través de una apertura situada en la maneta. Esta tecnología permite la apertura en dos posiciones: media apertura y apertura completa, garantizando así una reducción significativa del consumo de agua y energía.



TORUS

**Caudal**  
**Flow rate**  
**Débit**  
**Caudal**



No seguimento da sua política de proteção e defesa do meio ambiente a Sanindusa tem vindo a desenvolver campanhas de incentivo a comportamentos ecológicos e, ao mesmo tempo, apostado no desenvolvimento de produtos que reduzam os consumos de água e energia ao máximo. Como resultado deste investimento a empresa apresentou as séries Master 40, Tube Eco, Ícone Eco, Sigma, Alfa, Square e Área, equipadas com um regulador de caudal que possibilita uma economia até 50% no consumo de água e gera uma redução de energia necessária ao aquecimento da água. Este dispositivo reduz também as variações de pressão na rede quando várias torneiras estão abertas em simultâneo.

Following their environment protection policy Sanindusa has been developing campaigns to encourage environmentally friendly behaviors like developing products that reduce water and energy consumption to the maximum. As a result of this investment the company presented the Master 40, Tube Eco, Ícone Eco, Sigma, Alfa, Square and Área collections which are equipped with a flow regulator that allows up to 50% water savings and reduces the energy needed for water heating. This device also reduces the pressure variations in the network when multiple taps are open at the same time.

Suite à sa politique de protection et de défense de l'environnement, Sanindusa a développé des campagnes pour encourager les comportements écologiques et, en même temps, a investi dans le développement de produits qui réduisent les consommations en eau et en énergie au maximum. En conséquence de cet investissement, nous présentons les séries Master 40, Tube Eco, Ícone Eco, Sigma, Alfa, Square et Área, équipées d'un régulateur de débit qui permet d'économiser jusqu'à 50% de la consommation en eau et de réduire l'énergie nécessaire pour chauffer l'eau. Ce dispositif réduit également les variations de pression sur le réseau lorsque plusieurs robinets sont ouverts en même temps.

Siguiendo su política de protección y defensa del medio ambiente Sanindusa ha venido desarrollando campañas para fomentar comportamientos ecológicos y, al mismo tiempo, se ha centrado en el desarrollo de productos que reduzcan al máximo el consumo de agua y energía. Como resultado de esta inversión presentamos las series Master 40, Tube Eco, Ícone Eco, Sigma, Alfa, Square y Área, equipadas con un regulador de flujo que permite un ahorro de hasta el 50% en el consumo de agua y genera una reducción de la energía necesaria para calentar el agua. Este dispositivo también reduce las variaciones de presión en la red cuando se abren varios grifos simultáneamente.



MASTER 40



# COLDOPEN



O sistema de abertura **Cold Open** é um dispositivo que permite a poupança de recursos hídricos e energéticos. A abertura do manípulo para a direita está bloqueada, pelo que quando se procede à abertura da misturadora sairá água fria (quando alinhado pela bica), não colocando em funcionamento o esquentador ou acumulador, havendo por isso, economia energética. Ao girar o manípulo para a esquerda para obter mistura, obtém-se gradualmente água quente. Em misturadoras equipadas com cartuchos **Cold Open** a abertura da água pode fazer-se em qualquer ponto de rotação do manípulo, contrariamente aos sistemas progressivos em que a abertura se inicia obrigatoriamente na água fria passando progressivamente, com a rotação do manípulo, para água temperada e depois quente.

**Cold Open** is a water and energy saving system for taps. The opening of the knob to the right is blocked which means that when the mixer tap is open it will only release cold water. When aligned at the spout the water heater or accumulator will not be activated saving energy resources. When the knob is turned to the left hot water will gradually be produced. Mixer taps equipped with Cold Open cartridges can be opened at any point of the rotation of the knob contrary to the systems in which the opening starts necessarily in cold water, progressively changing to warm and then hot water.

Le système d'ouverture **Cold Open** est un dispositif qui permet d'économiser les ressources hydriques et énergétiques. L'ouverture du levier vers la droite est bloquée, aussi, quand le mitigeur est ouvert, il en sort de l'eau froide (quand alignée avec le bec), ce qui ne met pas en marche le chauffe-eau ou l'accumulateur, et génère donc une économie d'énergie. En tournant le levier vers la gauche pour actionner le mitigeur, il en sort progressivement de l'eau chaude. Sur les mitigeurs équipés de cartouches **Cold Open** l'ouverture de l'eau peut se faire en tout point de rotation du levier, contrairement aux systèmes progressifs où l'ouverture commence obligatoirement avec l'eau froide en passant progressivement à l'eau tiède puis chaude, en tournant le levier.

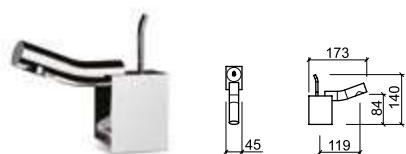
El sistema **Cold Open** es un dispositivo que permite ahorrar recursos de agua y energía. La apertura del pomo de la derecha está bloqueada, de modo que cuando el grifo mezclador esté abierto, sólo liberará agua fría (cuando esté alineado en el caño), por lo que el calentador de agua o el acumulador no se activará, lo que permitirá ahorrar energía. Cuando se gira el pomo hacia la izquierda para obtener agua mezclada, se producirá gradualmente agua caliente. Los grifos mezcladores equipados con cartuchos **Cold Open** pueden abrirse en cualquier punto de rotación del mando, al contrario de los sistemas progresivos en los que la apertura comienza necesariamente en agua fría, cambiando progresivamente a agua templada y luego a agua caliente cuando el mando se convierte.



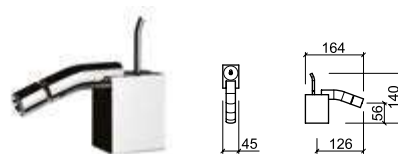




5114301 5114300 TIC TAC

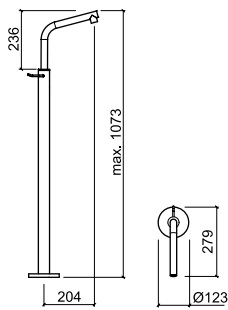


5110301 5110300 TIC TAC

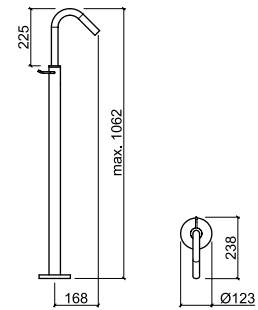


5110401 5110400 TIC TAC

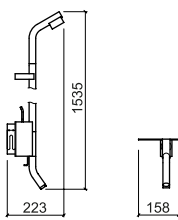
# WCA



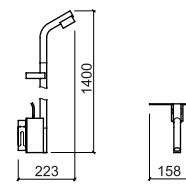
5110101



5110001



5112801



5112701





# LINE 42



## Cores | Colours | Couleurs | Colores



**cromado**  
chrome  
chrome  
cromo



**preto/cromado**  
black/chrome  
noir/chrome  
negro/cromo



**branco/cromado**  
white/chrome  
blanc/chrome  
blanco/cromo



**níquel**  
nickel  
níquel



**grafite**  
graphite  
graphite  
grafito



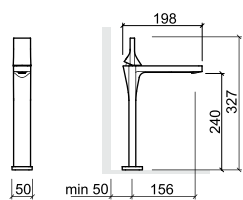
**dourado**  
gold  
doré  
dorado



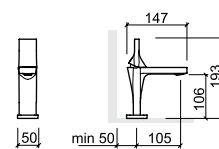
**cobre**  
copper  
couvre  
cubre



**\* rainbow**



5554301 \*



5550301

# LINE 42



## Cores | Colours | Couleurs | Colores



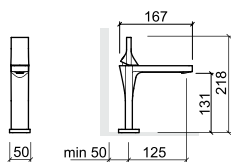
**cromado**  
chrome  
chrome  
cromo



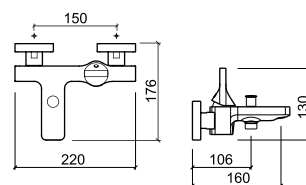
**preto/cromado**  
black/chrome  
noir/chrome  
negro/cromo



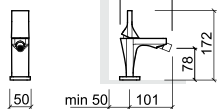
**branco/cromado**  
white/chrome  
blanc/chrome  
blanco/cromo



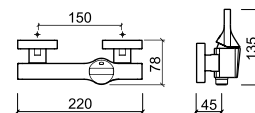
**5557301**



**5550801**



**5550401**



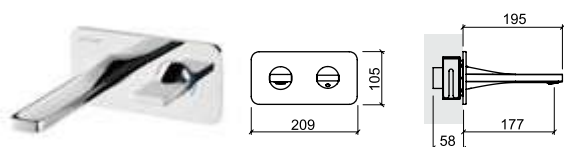
**5550701**



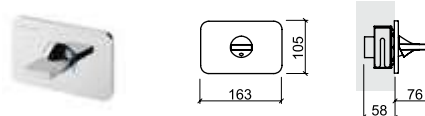




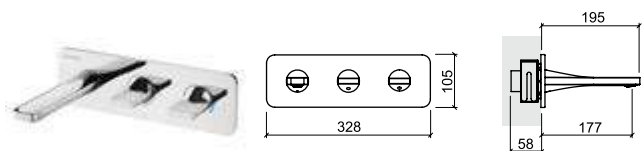
# LINE 42



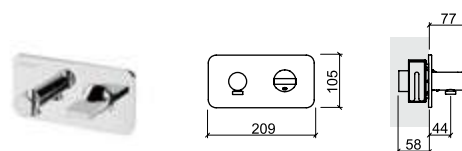
5552301



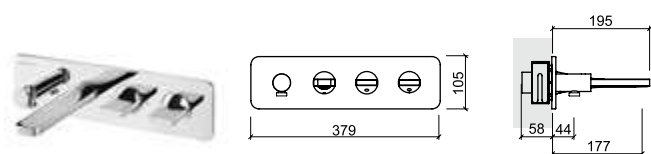
5557101 3V



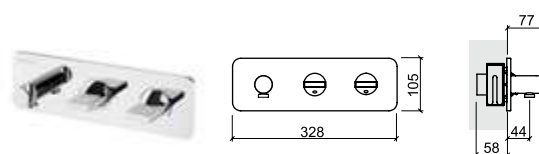
5557801 4V



5552701



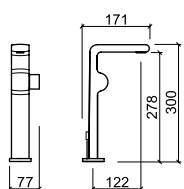
5552801 4V



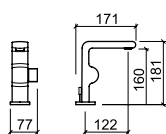
5556701 4V



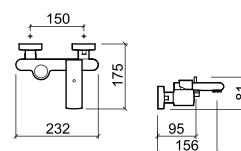
# STATUS



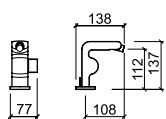
5394301 5394300 



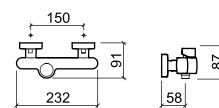
5390301 5390300 



5390801



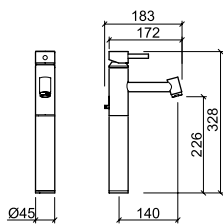
5390401 5390400 



5390701

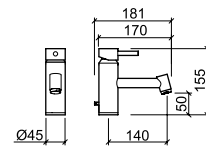


# TUBE | TUBE ECO





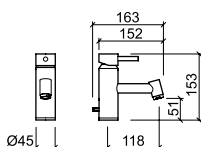
5314301 5314300 


 5514301 5514300 



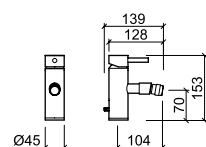
5317301

 5517301 5517300 




5310301 5310300 

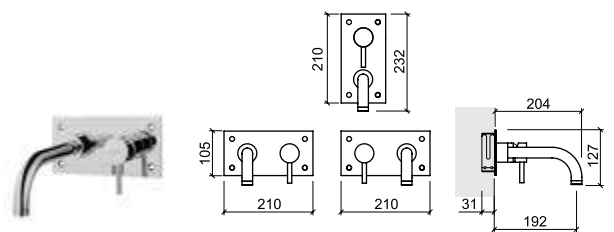
 5510301 5510300 



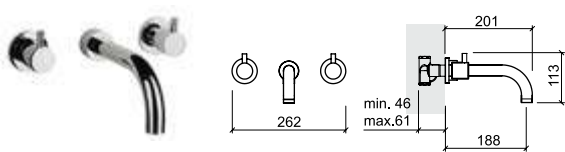
5310401 5310400 

 5510401 5510400 

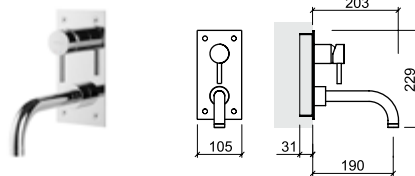
# TUBE | TUBE ECO



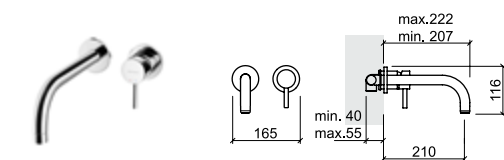
5312301



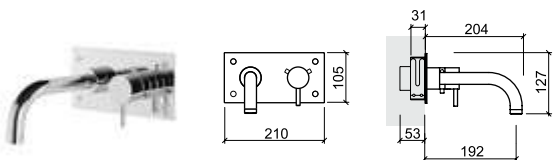
5312311



5315301



5311301 \*



5319301







0  
sinnova

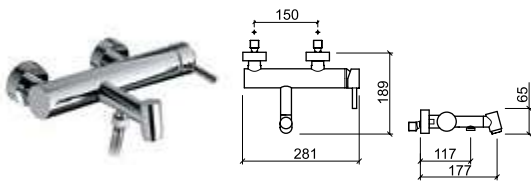
sinnova

L'ANCORE MD  
Clean Facial Wash  
HYALURONIC ACID

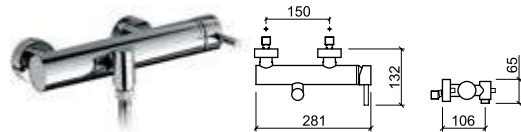




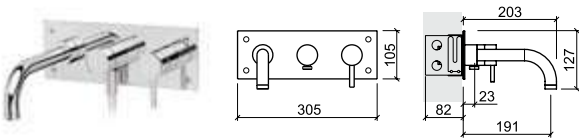
# TUBE | TUBE ECO



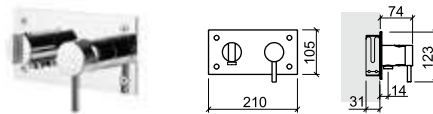
5310801



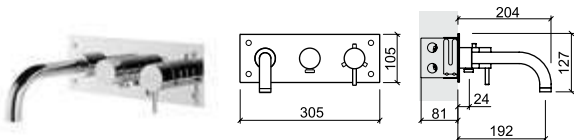
5310701



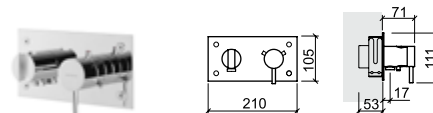
5312801C



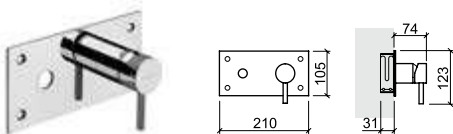
5312701



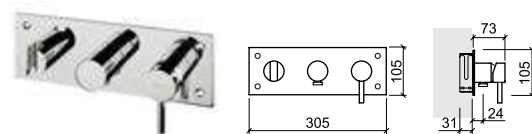
5316801



5314701

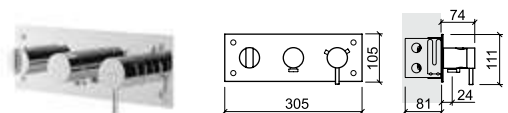


5317701 + kit face



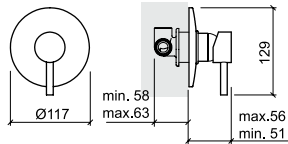
5316701

Face p.442  
5R890701

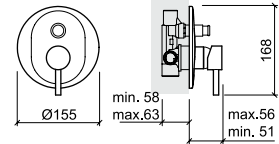


5314801

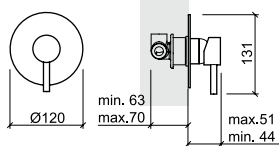
# TUBE



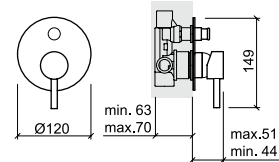
5311701C 3V



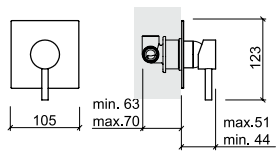
5311801C 4V



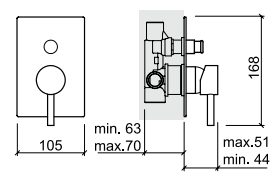
5318701 3V



5317801 4V



5317101 3V

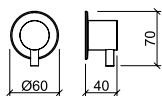


5318801 4V

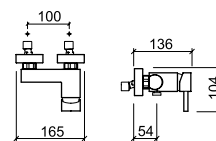





# TUBE

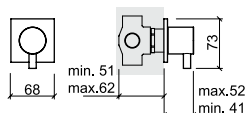


**56800**



**5317001** + kit aqua 

Aqua p.452  
**56691**



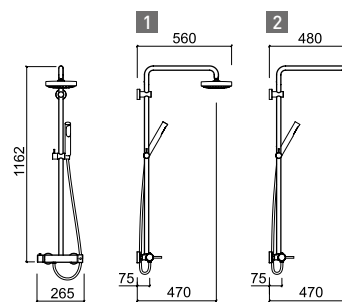
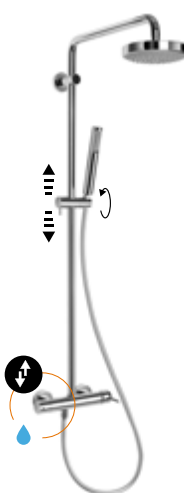
**5310601**



**5310561** **5310561F** 



**5311561** **5311561F** 



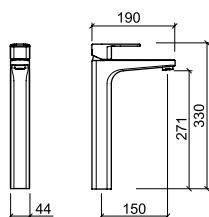
**1** **5315701** **2** **5315701S**



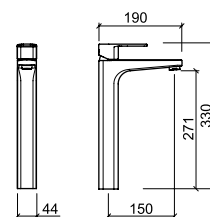
REVOLUS



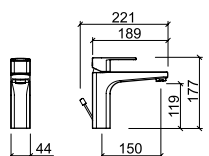
# ADVANCE



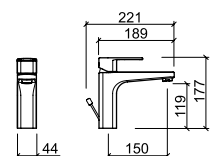
5274301



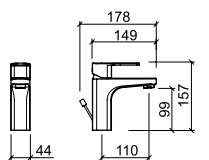
5274331



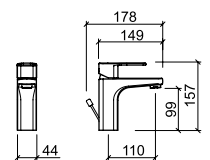
5277301 5277300



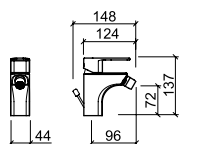
5277331 5277330



5270301 5270300

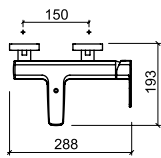


5270331 5270330

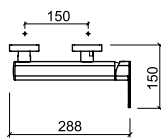
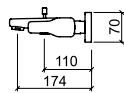


5270401 5270400

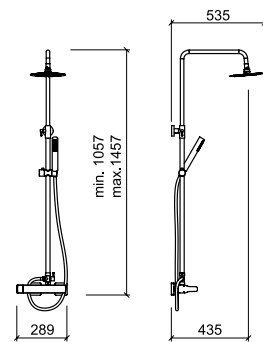
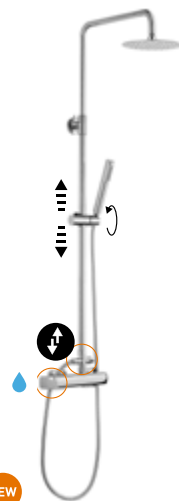
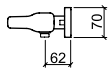
# ADVANCE



5270801



5270701



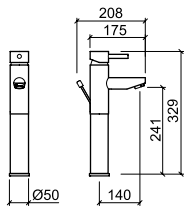
5276701





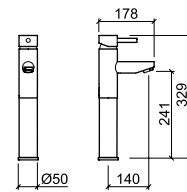


# ÍCONE | ÍCONE ECO

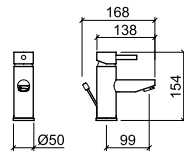


5504301 5504300

5524301 5524300

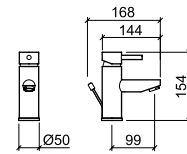


5504331

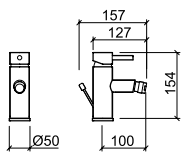


5500301 5500300

5520301 5520300

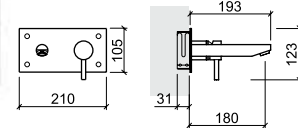


5501001 5501000

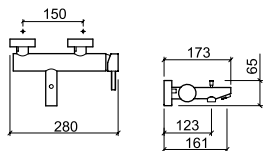


5500401 5500400

5520401 5520400

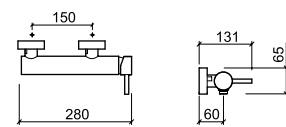


5502301



5500801

5520801



5500701

5520701



sanrio.54

# MASTER 40



5254301 5254300

5257301 5257300

5252301

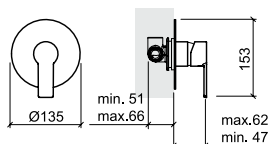
5250301 5250300

5250801 5250801C

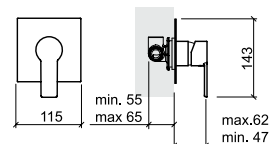
5250401 5250400

5250701 5250701C

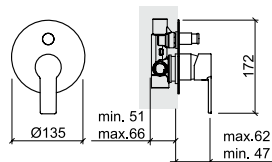
# MASTER 40



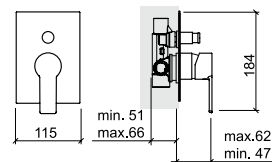
5251701C 3V



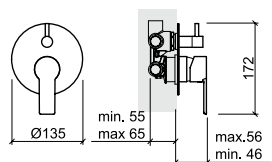
5257101C 3V



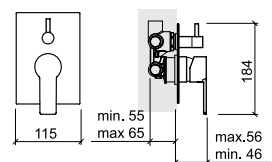
5251801C 4V



5257801C 4V



5251601C 5V



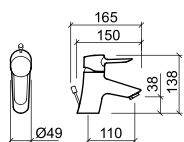
5257601C 5V





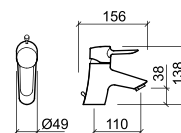


# TORUS



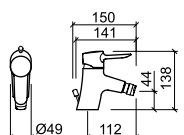
ECOSPOT

5370301 5370300 



Cold open

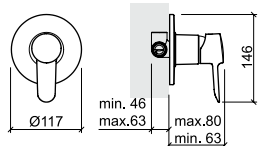
5371001



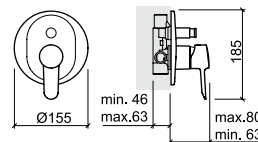
ECOSPOT

5370401 5370400 

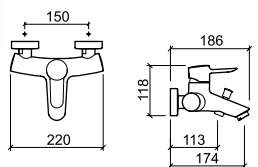
# TORUS



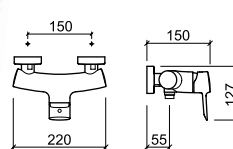
5371701C 3V



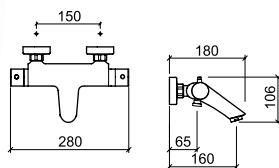
5371801C 4V



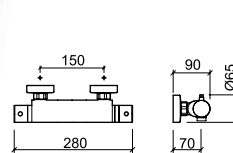
5370801



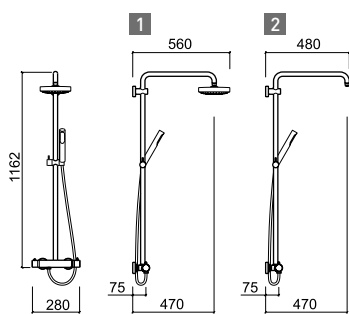
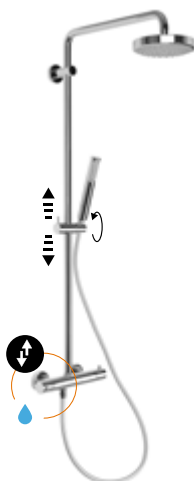
5370701



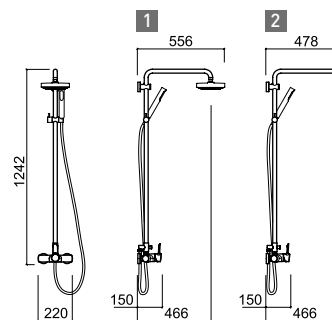
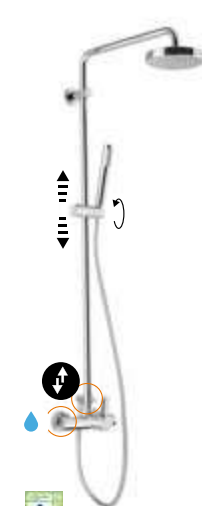
5374801 f



5374701 f



1 5377721 2 5377721S



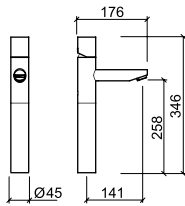
1 5376701 2 5376701S



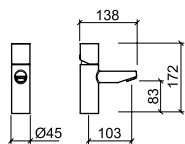




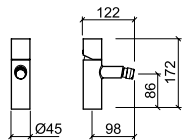
# SINGLE PLUS



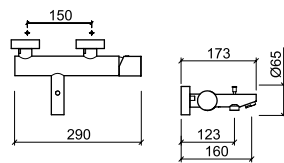
5064301



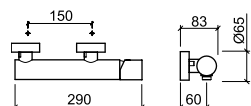
5060301



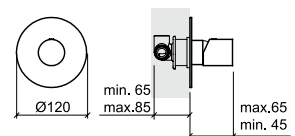
5060401



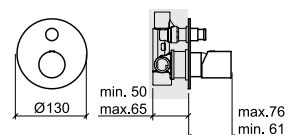
5060801



5060701

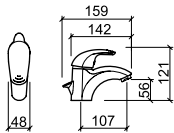


5061701C 3V

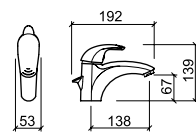


5061801C 4V

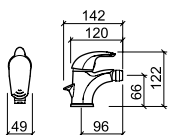
# ALFA



5000301 5000300 



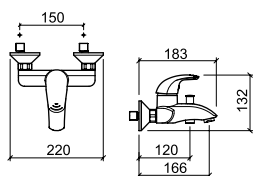
5004300



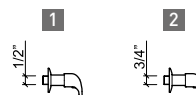
5000401 5000400 



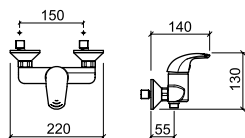
# ALFA



5000801 omega  
5000801B beta



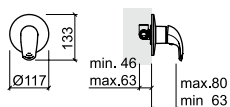
1 5000661 2 5000961



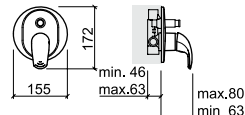
5000701 omega  
5000701B beta



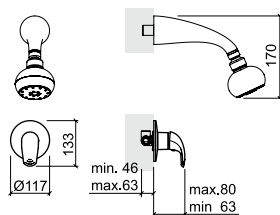
1 5000561 2 5001561  
1 5000561F 2 5001561F



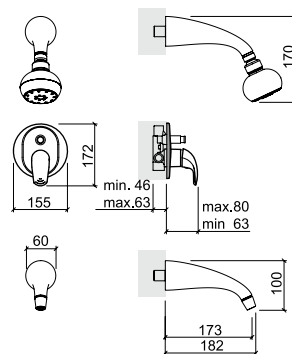
5001701C



5001801C



5001701



5001801



# NEW ÍCONE

**Cores | Colours | Couleurs | Colores**

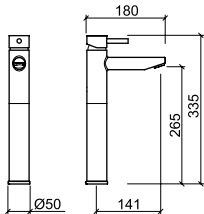


**cromado**  
chrome  
chrome  
cromo

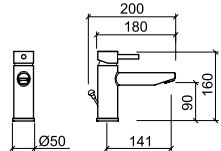


**\* preto**  
black  
noir  
negro

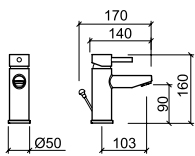
**NEW**



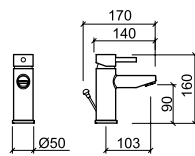
**5264301 \***



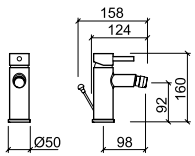
**5267301 5267300**



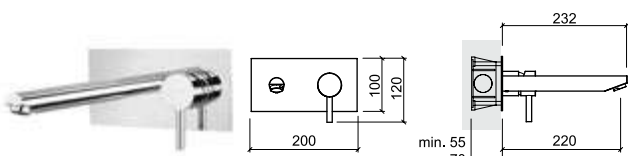
**5260301 \* 5260300**



**5261001 5261000**

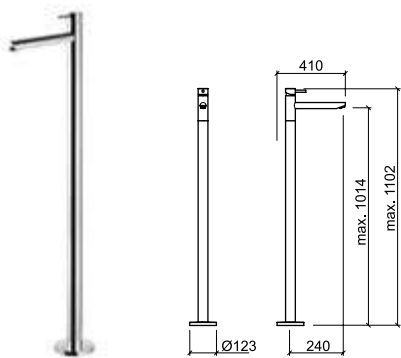


**5260401 5260400**

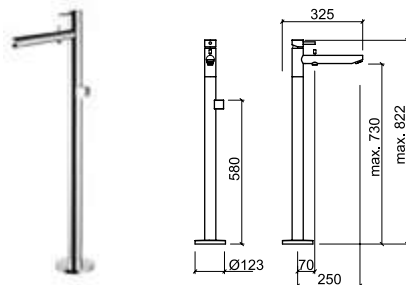


**5262301**

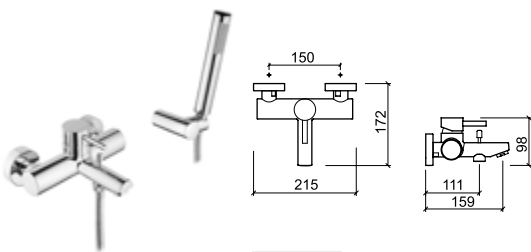
# NEW ÍCONE



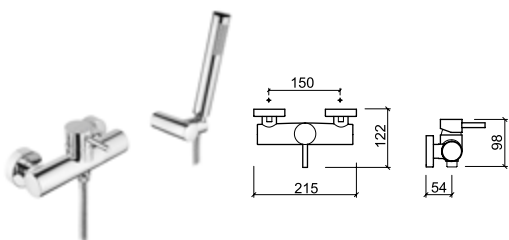
5260101



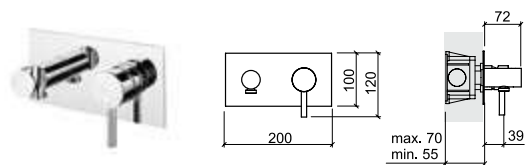
5268801



5260801



5260701



5262701





# NEW ÍCONE

Cores | Colours | Couleurs | Colores

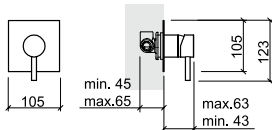


**cromado**  
chrome  
chrome  
cromo

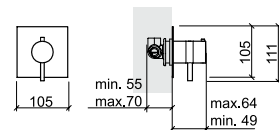


**\* preto**  
black  
noir  
negro

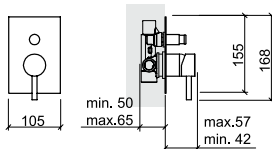
**NEW**



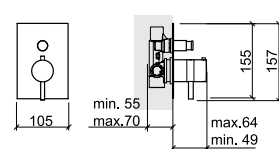
5267101C \* 3V



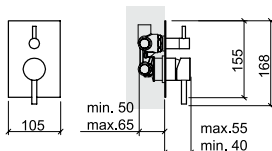
5268701C 3V



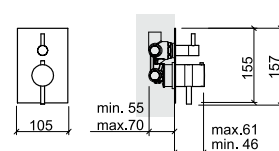
5267801C \* 4V



5266801C 4V



5267601C \* 5V



5266601C 5V

# NEW ÍCONE

## Cores | Colours | Couleurs | Colores

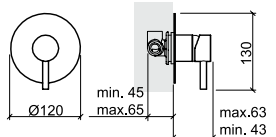


**cromado**  
chrome  
chrome  
cromo

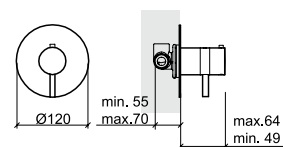


**\* preto**  
black  
noir  
negro

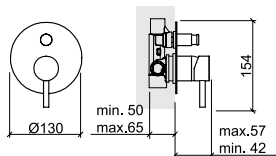
NEW



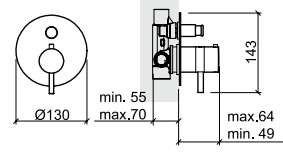
5261701C \* 3V



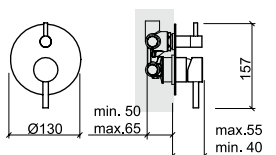
5264701C 3V



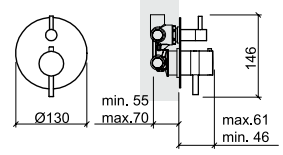
5261801C \* 4V



5264801C 4V



5261601C \* 5V



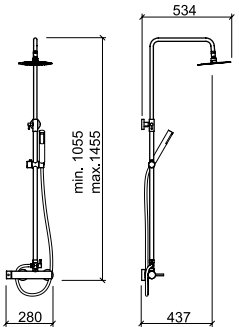
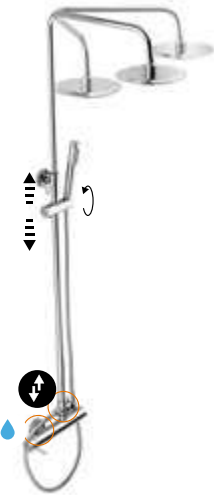
5264601C 5V



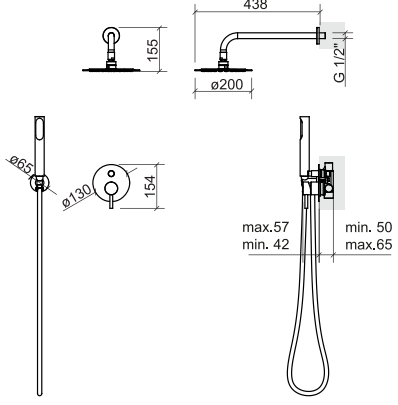




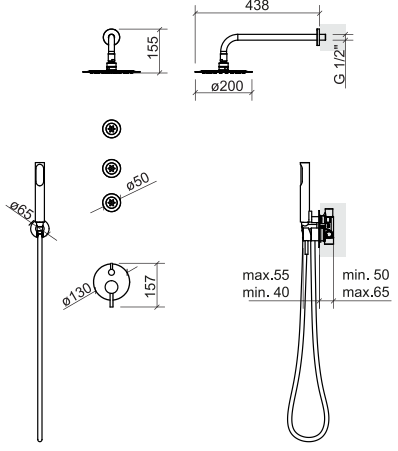
# NEW ÍCONE



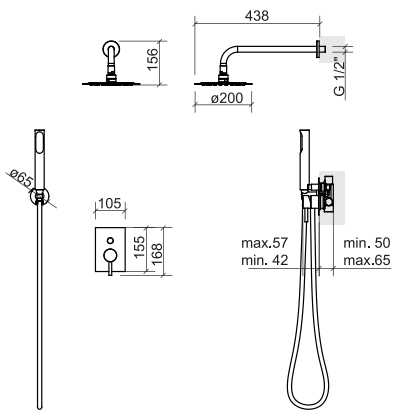
5266701



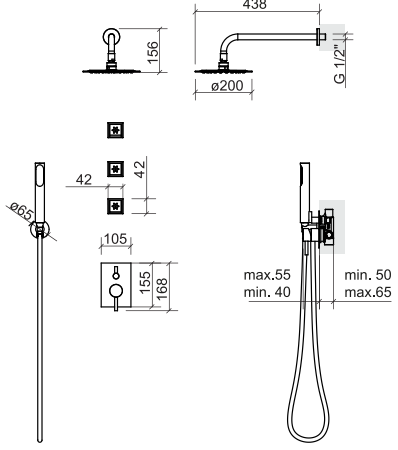
5269802 4V



5269603 5V



5269804 4V

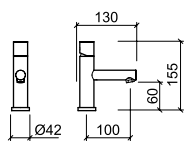


5269605 5V

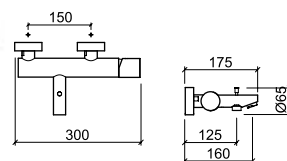




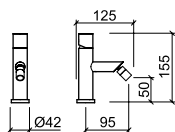
# SINGLE



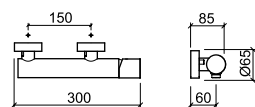
5540301



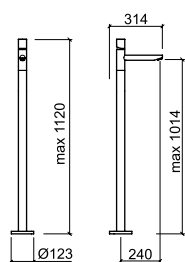
5540801



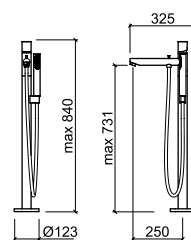
5540401



5540701

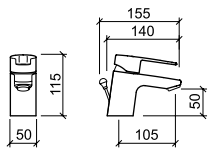


5540101

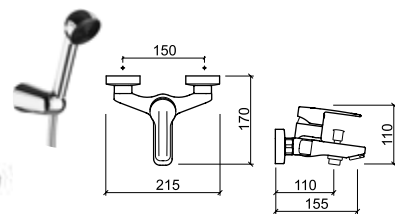


5548801

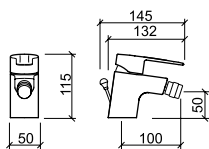
# START



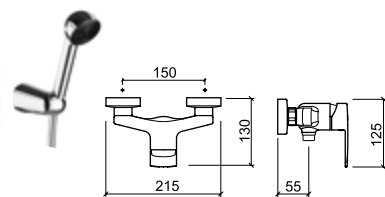
5580301 5580300 



5580801

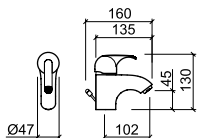


5580401 5580400 

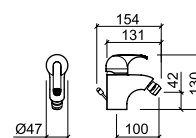


5580701

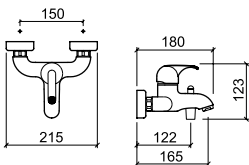
# B-TOUCH



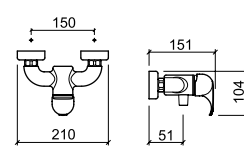
5340301 5340300 



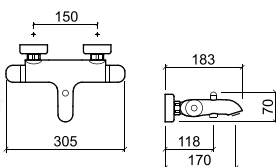
5340401 5340400 




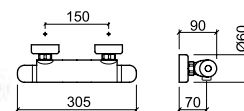
5340801



5340701



5344801 

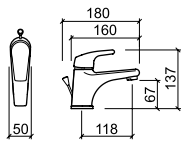


5344701 

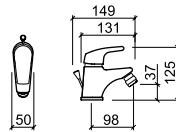




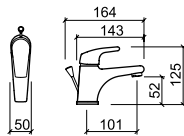
# EASY



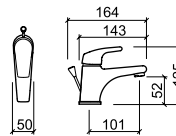
5364300



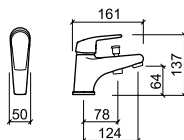
5360401 5360400



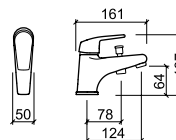
5360301 5360300



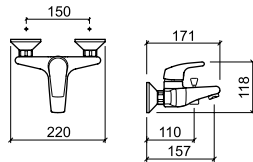
NF 5360301NF NF 5360300NF NF 5360302NF



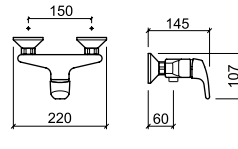
5360381



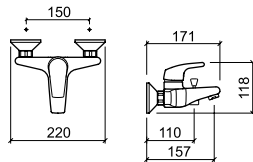
NF 5360381NF



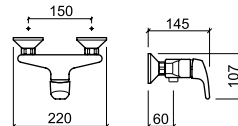
5360801



5360701



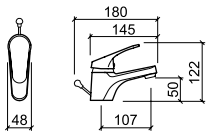
NF 5360801SNF



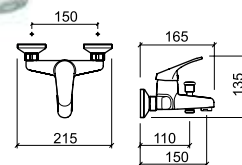
NF 5360701SNF



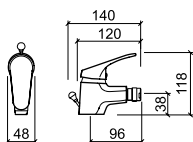
# CETUS BASIC



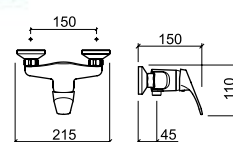
5570301 5570300 



5570801



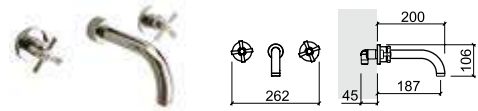
5570401 5570400 




5570701



# RIMINI

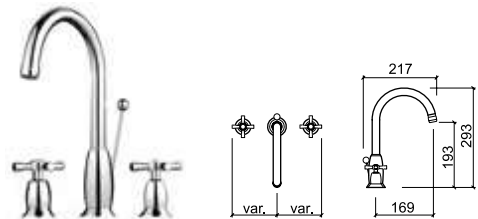


5185361



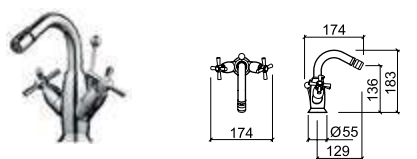
5180361 5180360

5180311 5180310



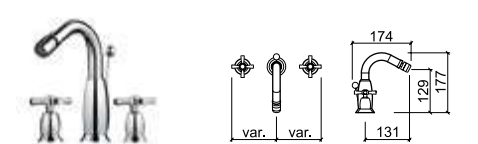
5181361 5181360

5181311 5181310



5180461 5180460

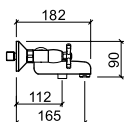
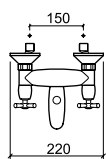
5180411 5180410



5181461 5181460

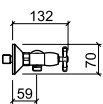
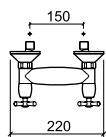
5181411 5181410

# RIMINI



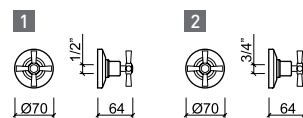
5180861

5180811



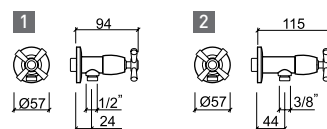
5180761

5180711



1 5180661Q 2 5180961Q

1 5180661F 2 5180961F



1 5180561 2 5181561

1 5180561F 2 5181561F

Torneiras temporizadas  
Timed taps  
Robinets temporisée  
Grifos temporizados





LOCK



**Torneiras temporizadas**  
Timed taps  
**Robinets temporisés**  
**Grifos temporizados**



As torneiras temporizadas são acionadas através da pressão manual no pulsador que se desligará automaticamente após breves segundos. Apresentam inúmeras vantagens sendo a mais relevante a poupança significativa de água. O caudal pré-regulado de fábrica é ajustável em função da necessidade e onde quer que sejam aplicadas são extremamente práticas e fáceis de usar.

Timed taps can be operated by pressing down on their pushbutton, this will start the water flow and after a few seconds the tap will switch off automatically.

These taps have several advantages. They are extremely practical, easy to use, reduce water consumption and the pre-set flow rate can be adjusted.

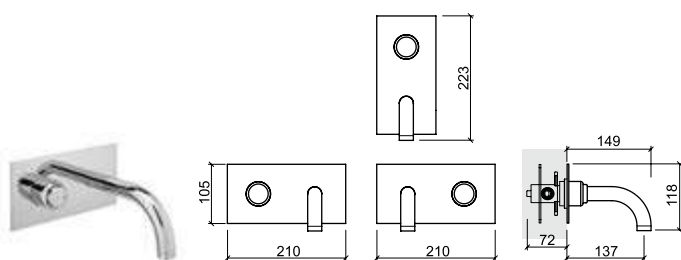
Les robinets temporisés sont actionnés par une pression manuelle sur le bouton-poussoir qui s'éteint automatiquement après quelques secondes. Ils présentent de nombreux avantages, le plus important étant les économies d'eau significatives. Le débit pré-réglé en usine est réglable en fonction des besoins et, quel que soit l'endroit où ils sont appliqués, ils sont extrêmement pratiques et faciles à utiliser.

Los grifos temporizados se accionan mediante la presión manual del pulsador que se apagará automáticamente después de unos segundos.

Tienen numerosas ventajas, siendo la más relevante el importante ahorro de agua. El caudal de agua preestablecido en fábrica es ajustable según las necesidades y dondequiera que se apliquen son extremadamente prácticos y fáciles de usar.

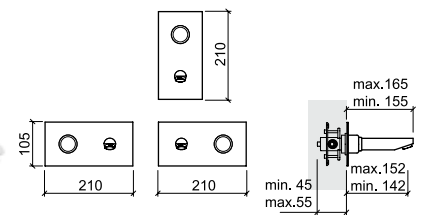


# TUBE



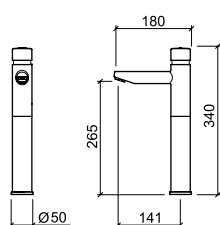
5312341

# ÍCONE

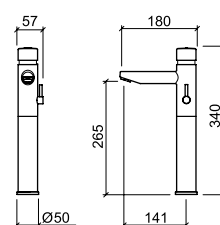


5502341

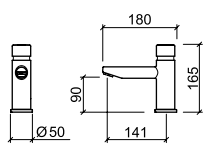
# NEW ÍCONE



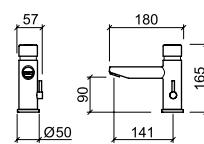
5265341



5264341



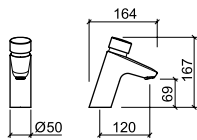
5266341



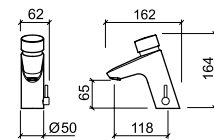
5267341



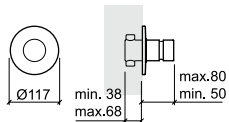
# LOCK



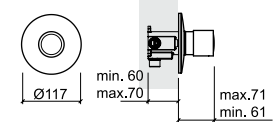
5530341



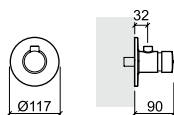
5535341



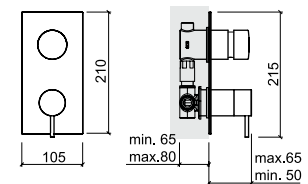
5532741



5531741

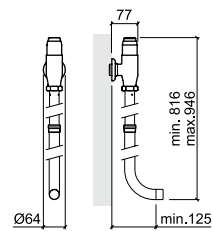


5530741

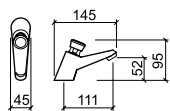


5536741

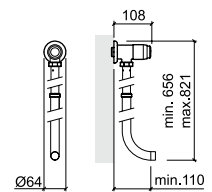
# ECO



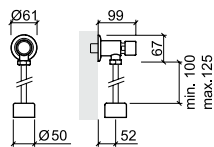
5190741



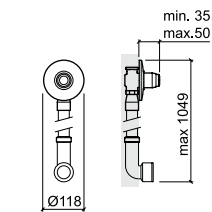
5190341



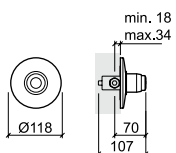
5190841



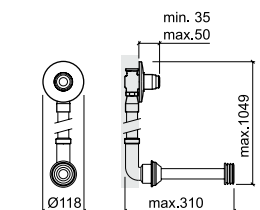
5190641



5191941



5190541



5190941

**Torneiras eletrónicas**  
Electronic taps  
Robinets électroniques  
Grifos electrónicos





TUBE



## Torneiras eletrónicas Electronic taps Robinets électroniques Grifos electrónicos



As torneiras eletrónicas com sensores garantem uma boa gestão água, já que minimizam o seu desperdício. Para além da poupança de água, satisfazem as mais elevadas exigências de higiene e conforto do utilizador.

O acionamento é feito sem contacto direto com a torneira, evitando a proliferação de microrganismos nocivos e contribuindo para a máxima higiene da casa de banho.

Existe uma variedade de soluções sendo possível escolher entre um sistema de alimentação a pilhas ou a transformador.

### Como funciona?

O sensor deteta a presença de um utilizador em frente à torneira e envia o sinal para a válvula solenoide que inicia a saída de água. Na sua ausência a unidade eletrónica interrompe o fluxo.

Sensored electronic taps ensure good water management as they minimize waste. In addition to saving water they also meet the highest demands in terms of hygiene and user comfort.

They operate without direct human contact with the tap which avoids the proliferation of harmful micro-organisms and contributes to the cleanliness of the bathroom.

There are a variety of solutions. It is possible to choose between a battery powered system or mains electric via transformer.

### How do they work?

The sensor-eye detects the user's hands and sends a signal to the solenoid valve which starts the water flow. The tap automatically stops when the user's hands are no longer detected.

Des robinets électroniques équipés de capteurs assurent une bonne gestion de l'eau, car ils minimisent le gaspillage. En plus d'économiser l'eau, ils répondent aux exigences les plus élevées en matière d'hygiène et de confort des utilisateurs.

Ils fonctionnent sans contact direct avec le robinet, ce qui empêche la prolifération de micro-organismes nocifs et contribue à une hygiène maximale dans la salle de bains.

Il existe plusieurs solutions et il est possible de choisir entre un système d'alimentation par batterie ou par transformateur.

### Comment cela fonctionne-t-il ?

Le capteur détecte les mains de l'utilisateur devant le robinet et envoie un signal à l'électrovanne qui déclenche la sortie de l'eau. Le robinet s'arrête automatiquement lorsqu'il ne détecte plus les mains de l'utilisateur.

Los grifos electrónicos con sensores aseguran una buena gestión del agua, ya que minimizan los desperdicios. Además de ahorrar agua, cumplen con las más altas exigencias en cuanto a higiene y comodidad del usuario.

Funcionan sin contacto directo con el grifo, evitando la proliferación de microorganismos nocivos y contribuyendo a la máxima higiene del baño. Hay una variedad de soluciones y es posible elegir entre un sistema de alimentación por batería o transformador.

### ¿Cómo funciona?

El sensor detecta las manos del usuario frente al grifo y envía una señal a la válvula solenoide que abre la salida de agua. El grifo detiene automáticamente el flujo cuando ya no detecta las manos del usuario.





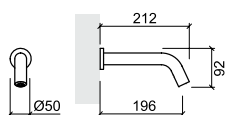
# NOVEL



NEW



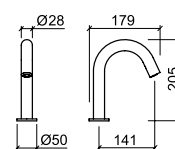
NEW



5147391  

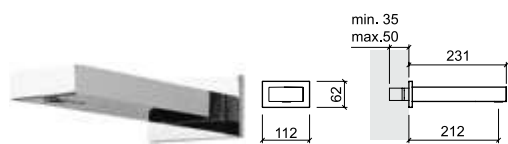


NEW



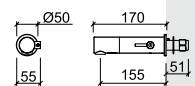
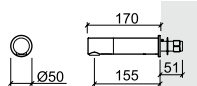
5146391  




# SQUARE



5477351  5477391 

# TUBE



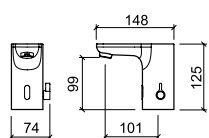
5317371  5317381  5317391  cx

5315381  5315391  cx

# ADVANCE



NEW



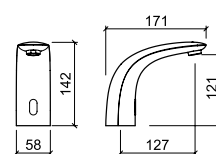
NEW

5270391  

# WAVE



NEW



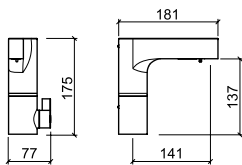
NEW

5156391 

# TWOCARE



NEW

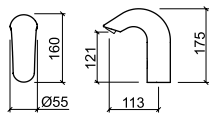


NEW

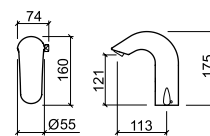
5070391



# HERA

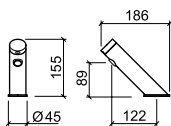



5406371  5406381 

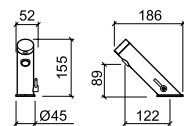


5400371  5400381 

# BIO



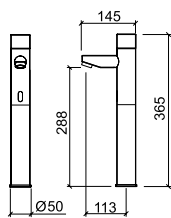
5466371 



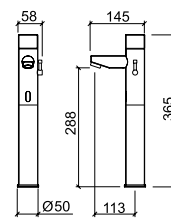
5460371 



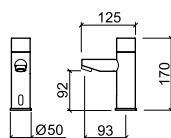
# BASIC



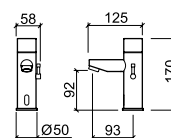
5427371 5427381



5424371 5424381



5426371 5426381



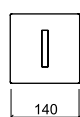
5420371 5420381

Torneiras eletrônicas  
 Electronic taps  
 Robinets électroniques  
 Grifos electrónicos

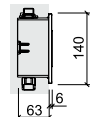


UNIT

UNIT

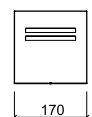


5410571

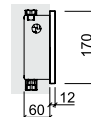


5410581

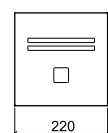

PLAN



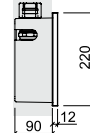
5120571



5120581



5120771

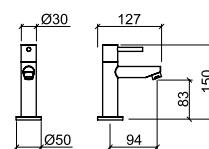


5120781

Torneira de coluna  
Pillar tap  
Robinet simple  
Grifo



SIMPLE 30



5100261

**Acessórios para lavatórios**  
 Basins accessories  
 Accessoires pour lavabos  
 Accesorios para lavabos



[03] [12] [96] [B3]

**NEW**

**4V31 TIC TAC**



[11] [10] [16]

**4V91 TIC TAC**



**4V92 TIC TAC**



**4V93 TIC TAC**



**4V94 TIC TAC**



[03] [12] [96] [B3]

**NEW**

**4V99**



[03] [12] [96] [B3]

**NEW**

**4V35**



[11] [06]

**NEW**

**4V95**



**4V96**

Soluções para duche  
Shower solutions  
Solutions de douche  
Soluciones de ducha







## Tipos de jato Jet types Types de jet Tipos de chorro



Dependendo do modelo, na gama da Sanindusa encontra soluções de chuveiros com uma, duas ou três tipologias de jato: **chuva**, **chuva intensa** e **massagem regeneradora**. Escolha o que melhor se adapta às suas necessidades e preferências. Nos chuveiros de jato simples, a performance do fluxo é influenciada pelo número de saídas de água.

Depending on the model you can find in Sanindusa's range of products shower solutions with one, two or three jet types: **rain**, **hard rain** and **booster massage**. Choose the one that best suits your needs and preferences. Hand showers with one jet have their flow performance influenced by the number of water outlets.

Selon les modèles, la gamme Sanindusa propose plusieurs solutions de douche avec un, deux ou 3 typologies de jet: **pluie**, **pluie intense** et **massage régénérant**. Il vous suffit de choisir la qui s'adaptera le mieux à vos besoins et préférences. Dans les douches à jet unique, le débit est influencé par le nombre de sorties d'eau.

Según el modelo, en la gama Sanindusa podemos encontrar soluciones de ducha con un, dos o tres tipos de chorro: **lluvia**, **lluvia fuerte** y **masaje regenerador**. Elija el que mejor se adapte a sus necesidades y preferencias. En las duchas de mano con chorro simple, el rendimiento del flujo está influenciado por el número de salidas de agua.



**chuva**  
rain  
pluie  
lluvia



**chuva intensa**  
hard rain  
pluie intense  
lluvia fuerte

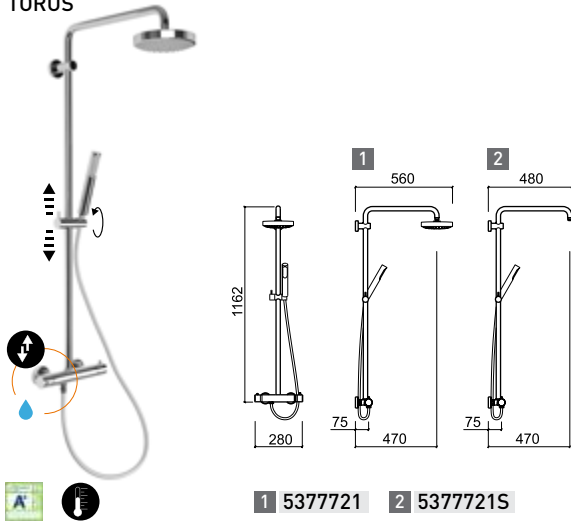


**massagem regeneradora**  
booster massage  
massage régénérant  
masaje regenerador

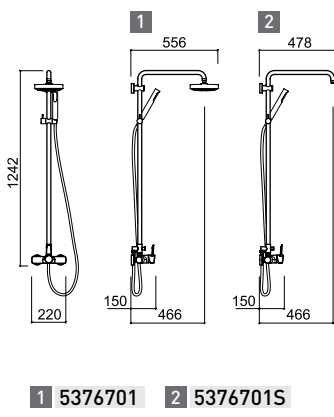
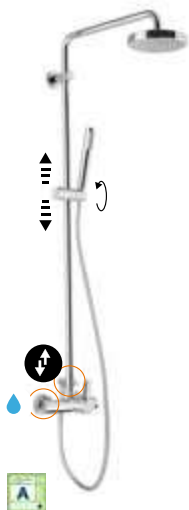
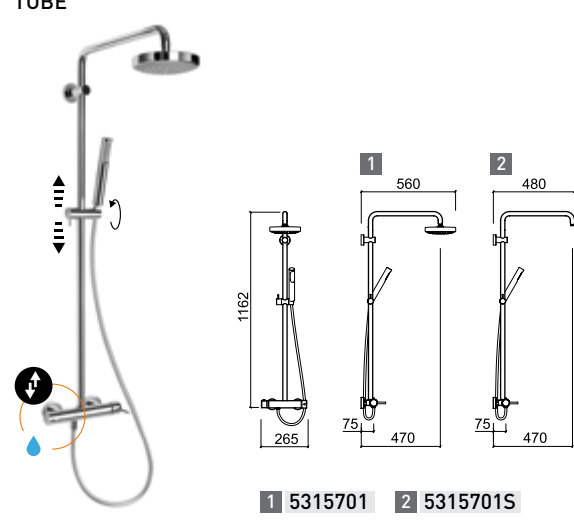


NEW ÍCONE

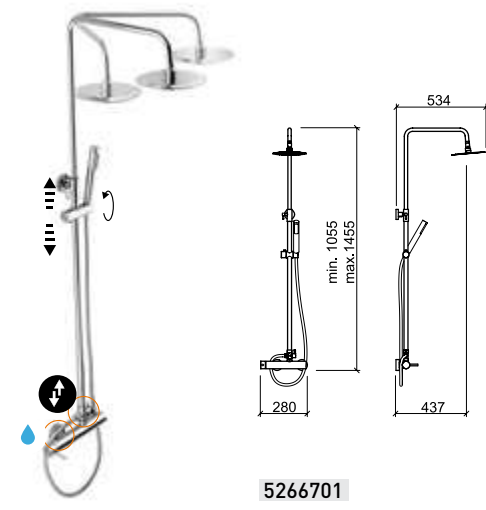
TORUS



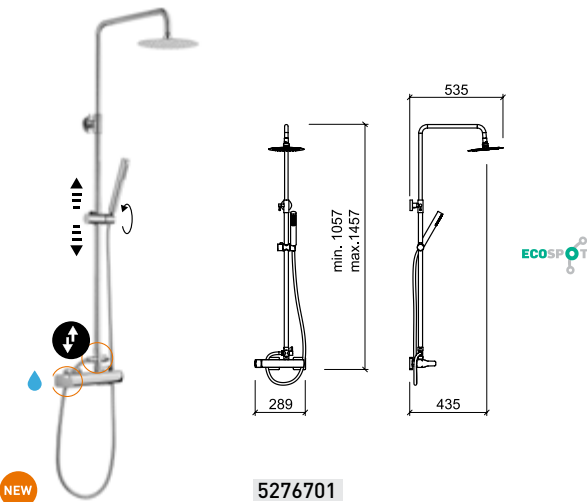
TUBE



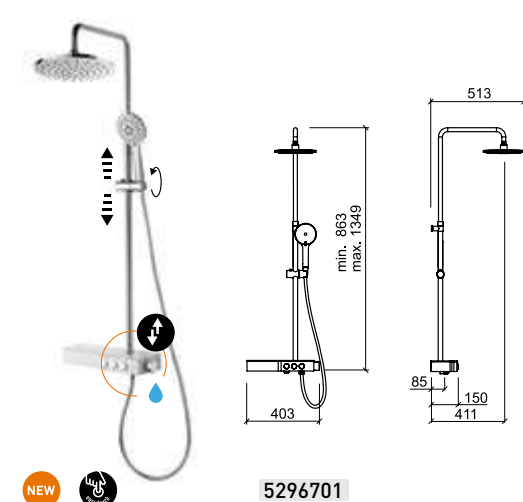
NEW ÍCONE



ADVANCE

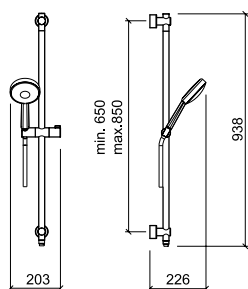



PLUS

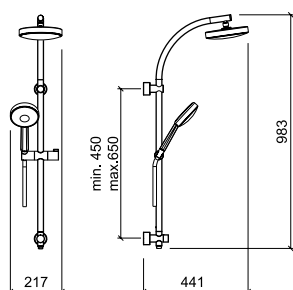
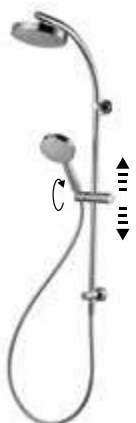


Kits de douche  
 Shower kits  
 Kits douche  
 Kits de ducha

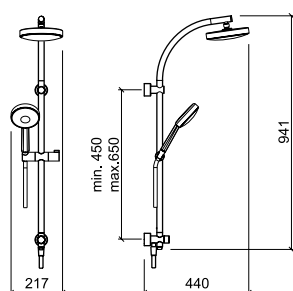
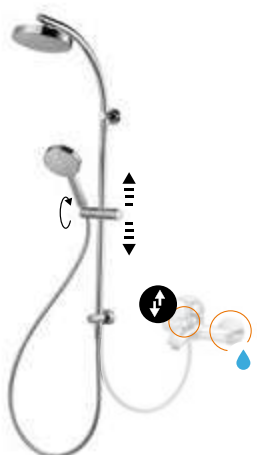
FACE



5R810701



5R890701

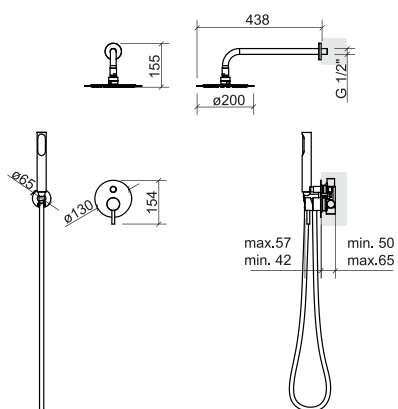


5R890801

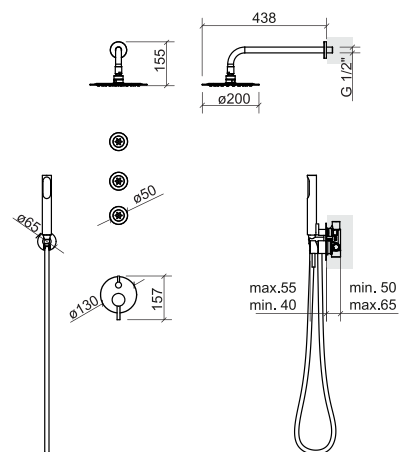


FACE

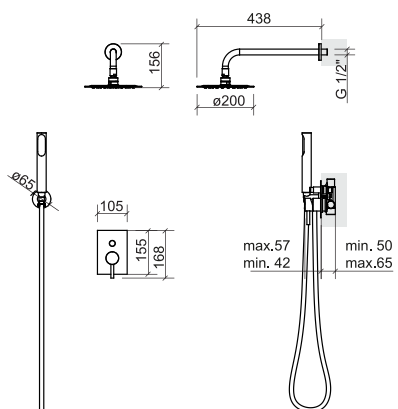
NEW ÍCONE



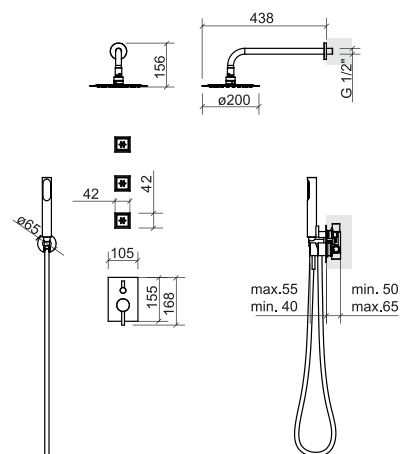
5269802 4V



5269603 5V



5269804 4V



5269605 5V



MAIN CALL

**Pinhas/hastes**  
**Shower heads/arms**  
**Douches de tête/bras**  
**Cabezal ducha/barras**

**MAIN CALL**



57792

**FACE**

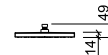


58291

**MAIN THERAPY**

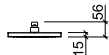


57592



58691

**ESSENZA**



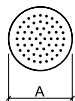
56290

**EXTRA-LARGE**



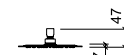
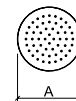
58591

**ÁREA**

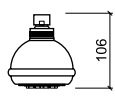


A  
**56291** ø200  
**56891** ø250  
**57691** ø300  
**57791** ø400

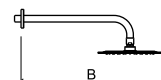
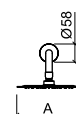
**DUO**



A  
**59391** ø200  
**59491** ø250  
**59791** ø300



59995

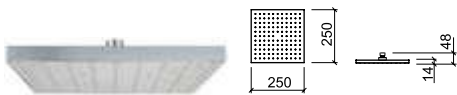


packs

	A	B	
<b>5099335</b>	ø200	440	☐
<b>5099435</b>	ø250	465	☐
<b>5099735</b>	ø300	490	☐

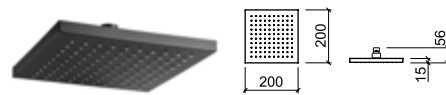
**Pinhas/hastes**  
**Shower heads/arms**  
**Douches de tête/bras**  
**Cabezal ducha/barras**

**QUADRA**



**58791**

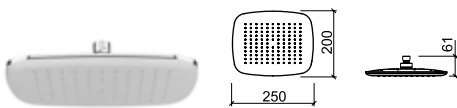
**ESSENZA**



**NEW**

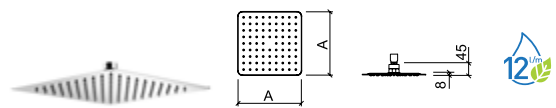
**55990**

**HEADLINE**



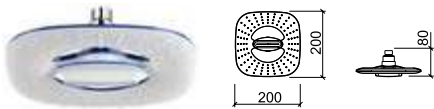
**59091**

**SQUARE**



- |              |     |
|--------------|-----|
| <b>55991</b> | A   |
| <b>56091</b> | 200 |
| <b>57491</b> | 250 |
| <b>57591</b> | 300 |
| <b>57591</b> | 400 |

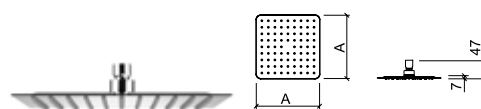
**ENJOY**



**2**

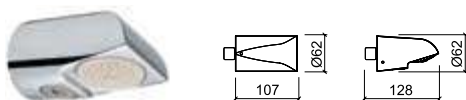
**58892**

**PLAN**

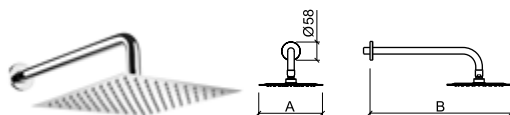


- |              |     |
|--------------|-----|
| <b>58091</b> | A   |
| <b>58191</b> | 200 |
| <b>58991</b> | 250 |
| <b>58991</b> | 300 |

**LOCK**



**59996**



- |              |                |     |     |  |
|--------------|----------------|-----|-----|--|
| <b>packs</b> | <b>5098035</b> | A   | B   |  |
|              | <b>5098135</b> | 200 | 440 |  |
|              | <b>5098935</b> | 250 | 465 |  |
|              |                | 300 | 490 |  |



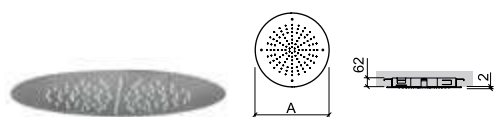


HEADLINE

**Pinhas/hastes**  
 Shower heads/arms  
 Douches de tête/bras  
 Cabezal ducha/barras

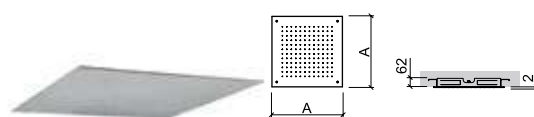


**ÁREA**



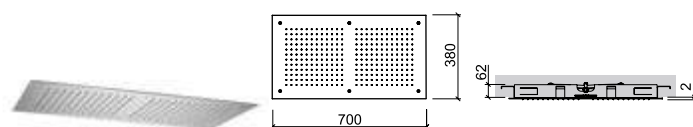
**57291** A  
 ø380  
**57391** ø498

**SQUARE**



**57091** A  
 380  
**57191** 498

**KING**



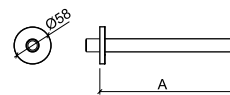
**56591**

**Pinhas/hastes**  
**Shower heads/arms**  
**Douches de tête/bras**  
**Cabecal ducha/barras**



NEW

58070

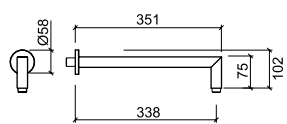


A

58010 108

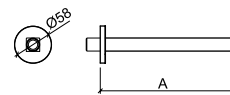
58020 208

58030 308



NEW

58080

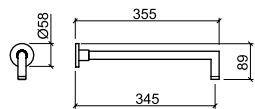


A

58040 108

58050 208

58060 308



58000



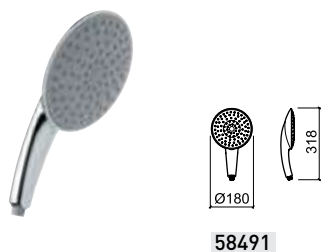
Chuveiros de mão  
 Hand showers  
 Douchettes à main  
 Duchas de mano



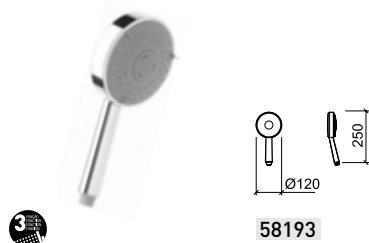
EXTRA-LARGE



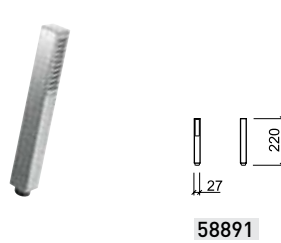
EKO



FACE



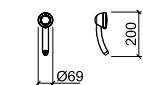
PLAN



Chuveiros de mão  
Hand showers  
Douchettes à main  
Duchas de mano



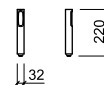
ALFA



59692

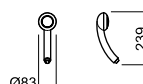


DUO



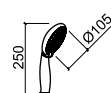
59691

BETA



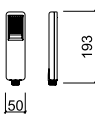
59093

PLAY



58092

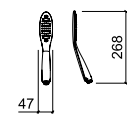
SIGMA



58391

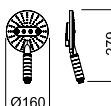


ONE



59591

PRO-JET



57893

DIGIT



59293

Chuveiros de mão  
 Hand showers  
 Douchettes à main  
 Duchas de mano

STAR



55893

OMEGA



59191

BASIC



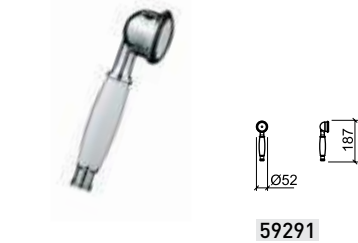
54291

MIXA



59390

GRÉCIA



59291

AQUA



56691

SMILE



59191



Flexíveis de duche  
 Shower hoses  
 Flexibles de douche  
 Flexibles de ducha



5A550320 150cm

5A550321 175cm



5A310320 150cm

5A310321 175cm



5A000321 175cm

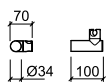




Suportes e saídas de água  
 Brackets and water outlets  
 Supports et sorties d'eau  
 Soportes y salidas de agua



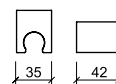
56902



5A31010



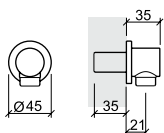
5A00010



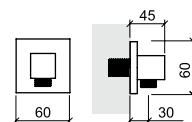
NEW

56900

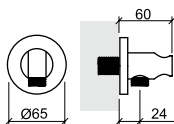
**Suportes e saídas de água**  
**Brackets and water outlets**  
**Supports et sorties d'eau**  
**Soportes y salidas de agua**



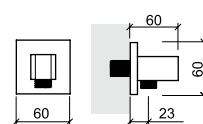
**5A311801**



**56901**

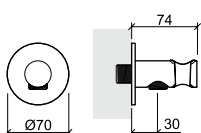


**56904**



**56903**

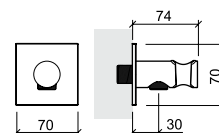
**ESSENZA**



**NEW**

**55904**

**ESSENZA**



**NEW**

**55903**

Injetores de hidromassagem  
Hydromassage jets  
Jets d'hydromassage  
Inyectores de hidromasaje



57891

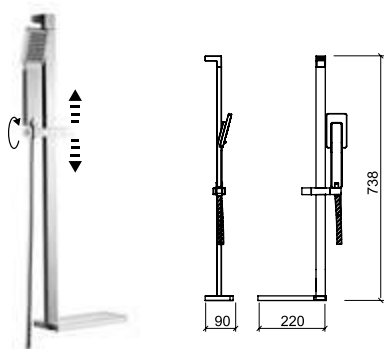


57991



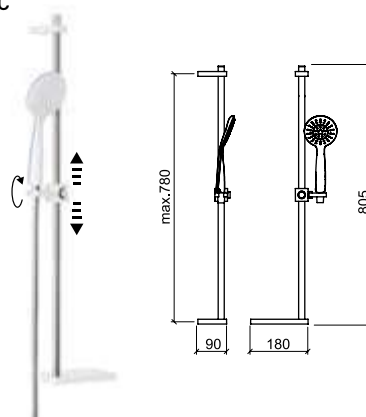
Rampas  
Sliding rails  
Barres de douche  
Barras de ducha

STEP



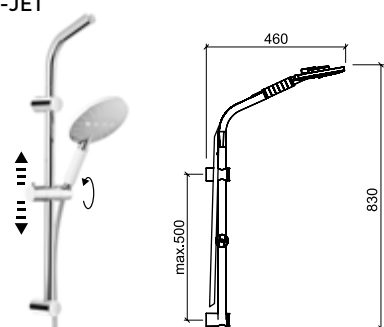
5R490701

BASIC



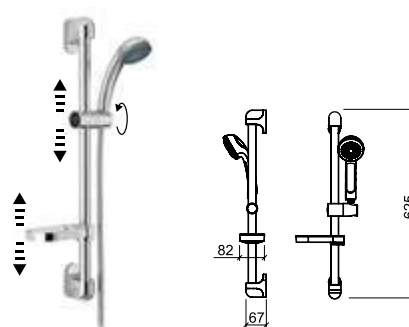
5R420701

PRO-JET



5R780701

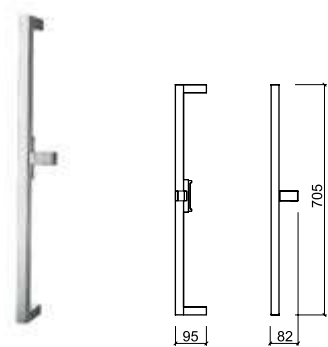
EASY



5R360701

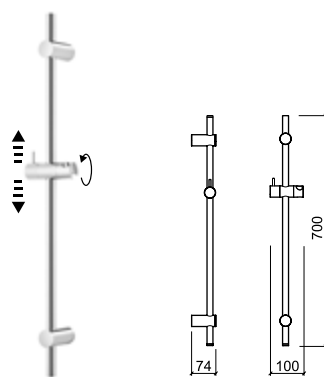
**Rampas**  
 Sliding rails  
 Barres de douche  
 Barras de ducha

PLAN



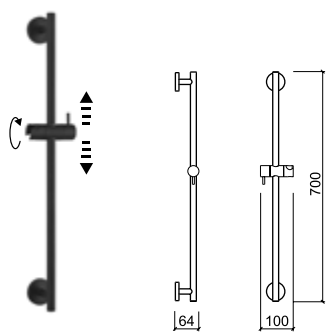
5R080701

DUO

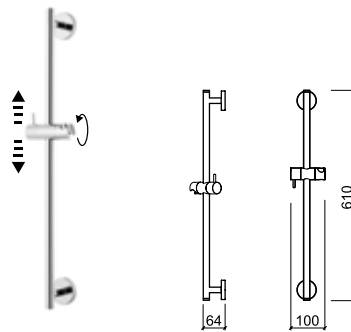


5R310711

ESSENZA



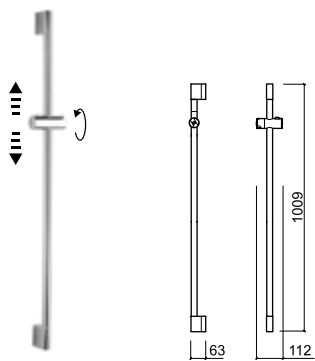
5R590701



5R310701

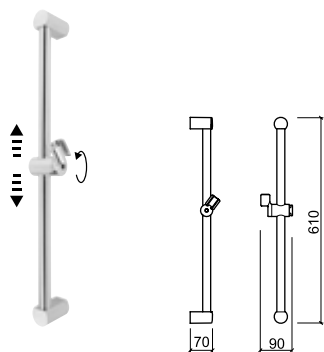
NEW

ADVANCE



5R090701

ALFA PLUS



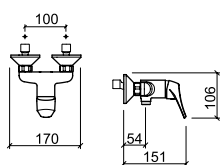
5R070701

Mini-misturadoras de duche  
 Mini shower mixers  
 Mini mitigeurs de douche  
 Mini mezcladores de ducha



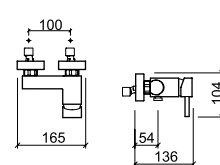
TUBE

MIXA



5207001 + kit aqua 

TUBE



5317001 + kit aqua 





**ACESSÓRIOS**  
**ACCESSORIES**  
**ACCESSOIRES**  
**ACCESORIOS**

**Cerâmica**

Ceramic  
Céramique  
Cerámica

464 Vintage

**Inox**

Stainless steel  
Acier Inoxydable  
Acero Inoxidable

466 Arc

467 Rimini

**Latão**

Brass  
Laiton  
Latón

468 WCA 

470 Prestige

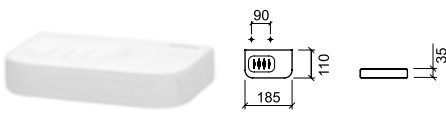
472 Alfa

**Hotelaria**

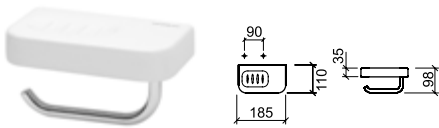
For hotels  
Pour hotellerie  
Para hoteles

474 Luxe 

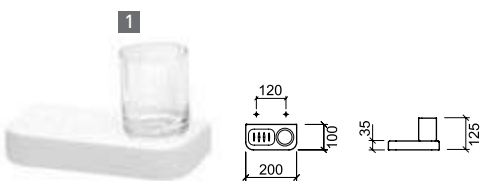
# VINTAGE



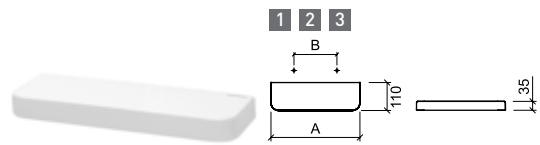
41700



41721

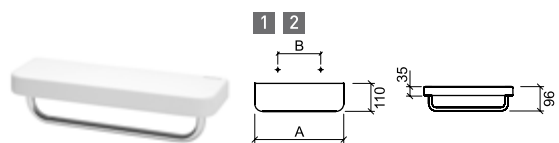


41713 1 6A8600



1 2 3

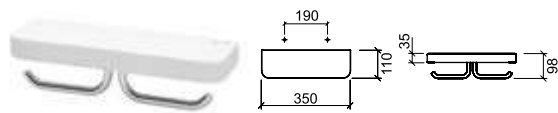
	A	B
1 41704	185	90
2 41725	350	190
3 41727	600	400



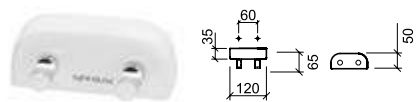
1 2

	A	B
1 41724	350	190
2 41726	600	400

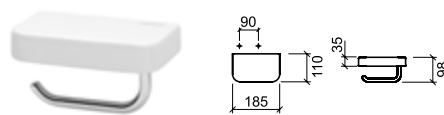
# VINTAGE



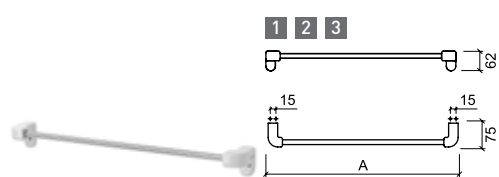
41723



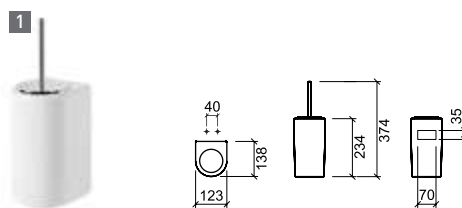
41703



41710

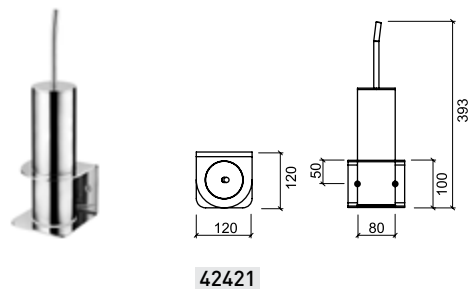
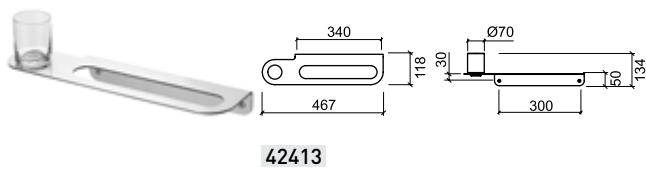
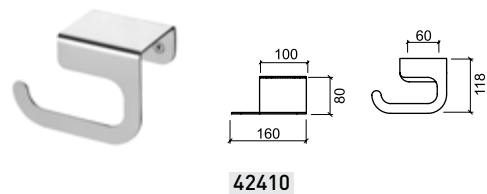
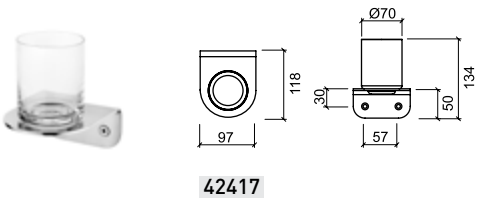
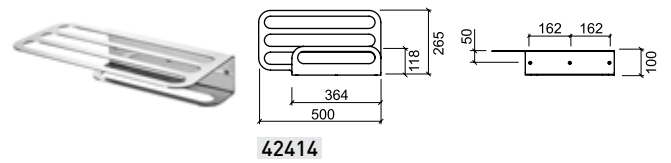
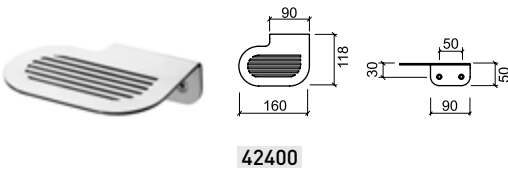
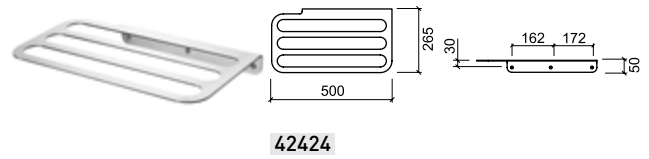
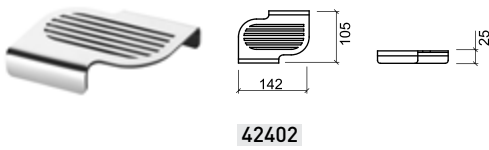
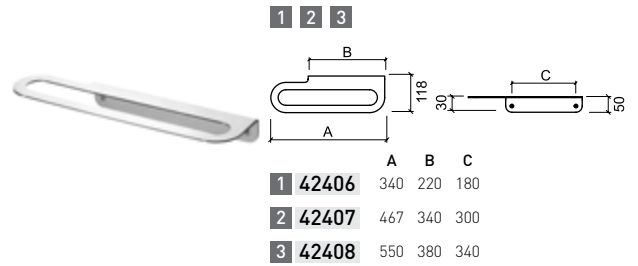


	A
1 41706	470
2 41707	570
3 41708	670



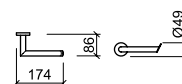
41719 1 41711

# ARC

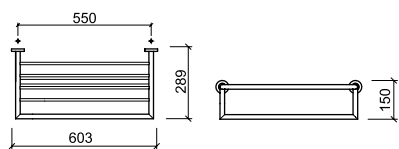




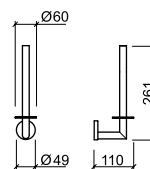
**41823**



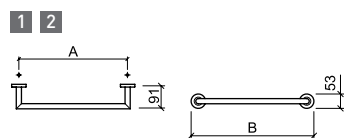
**41810**



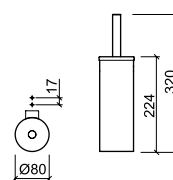
**42114**



**41820**

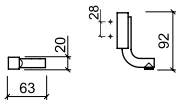


	A	B
<b>1 41807</b>	400	453
<b>2 41808</b>	550	603

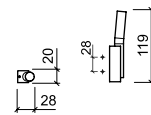


**42109**

# WCA



41300



41303 \*



## Cores | Colours | Couleurs | Colores



**cromado**  
chrome  
chrome  
cromo



**\* dourado**  
gold  
doré  
dorado

NEW



**\* cobre**  
copper  
cuivre  
cobre

NEW



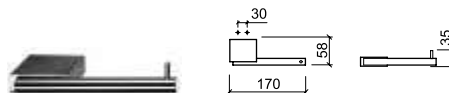
**\* níquel**  
nickel  
nickel  
níquel

NEW

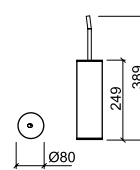


**\* grafite**  
graphite  
graphite  
grafito

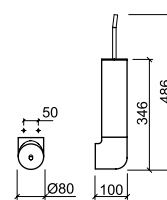
NEW



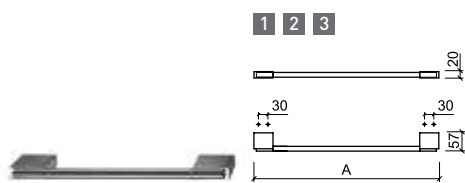
**41310 \***



**41309 \***

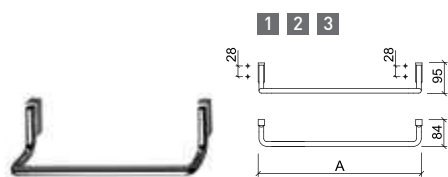


**41319**



1 2 3

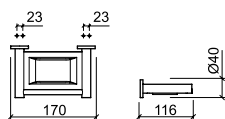
- |         | A     |
|---------|-------|
| 1 41306 | 300   |
| 2 41307 | 600 * |
| 3 41308 | 800   |



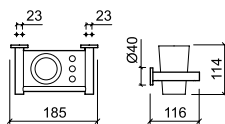
1 2 3

- |         | A   |
|---------|-----|
| 1 41326 | 300 |
| 2 41327 | 600 |
| 3 41328 | 800 |

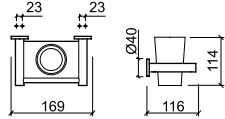
# PRESTIGE



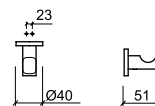
41100



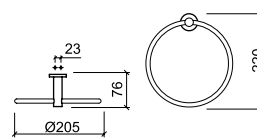
41116



41113



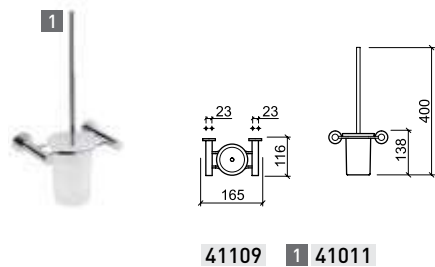
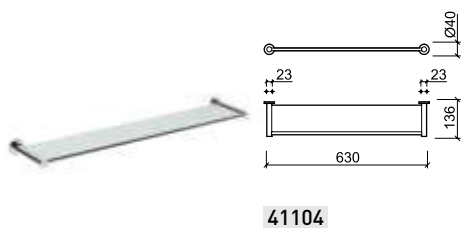
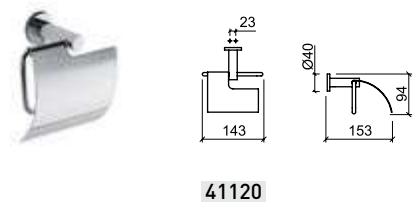
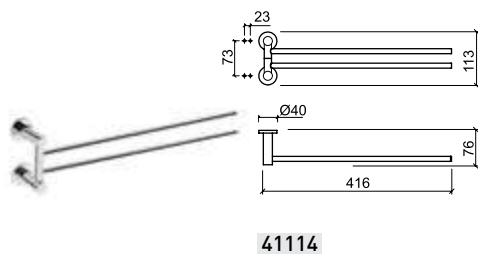
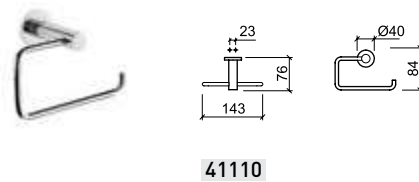
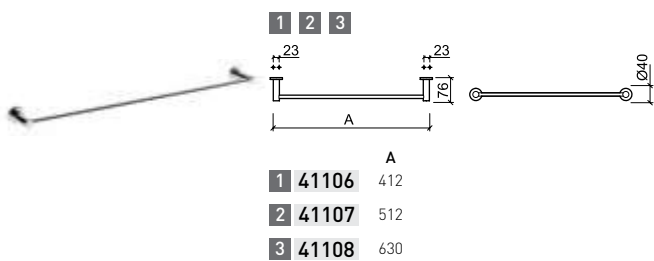
41103



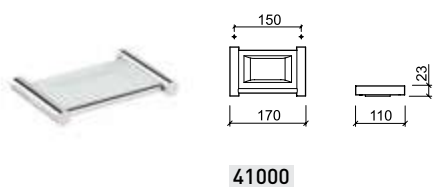
41115



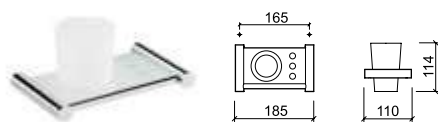
# PRESTIGE



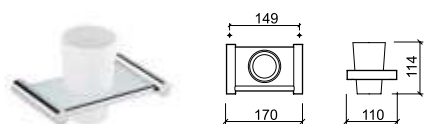
# ALFA



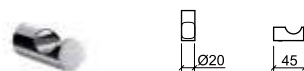
**41000**



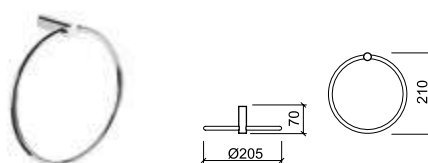
**41016**



**41013**

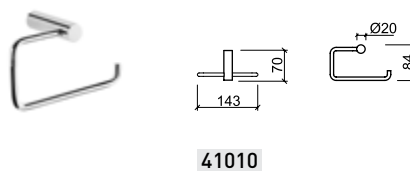
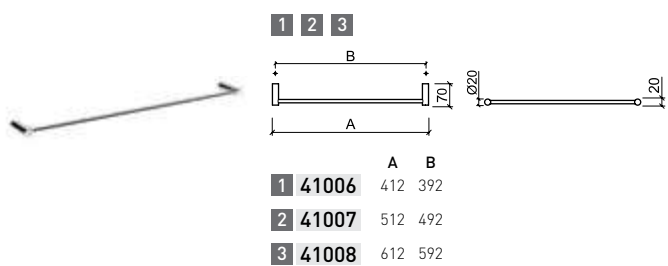


**41003**

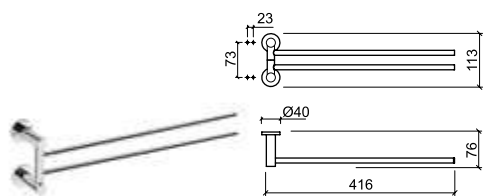


**41015**

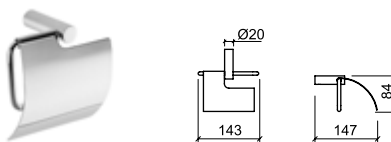
# ALFA



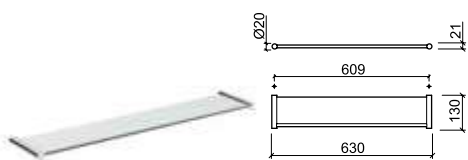
41010



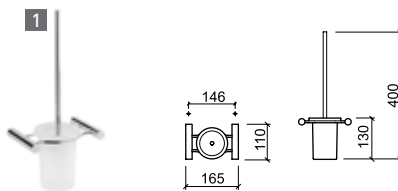
41114



41020

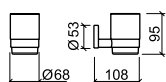


41004

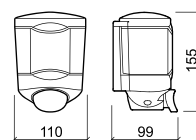


41009 1 41011

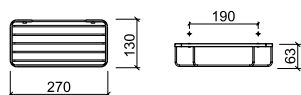
# LUXE



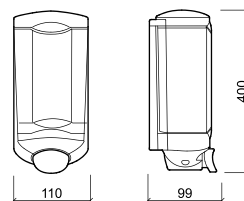
41513



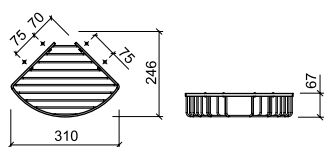
41539



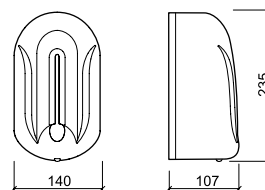
41501



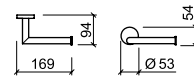
41540



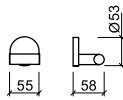
41502



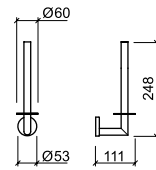
41537



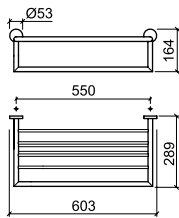
**41510**



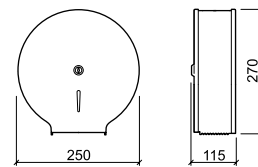
**41523**



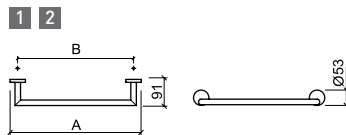
**41511**



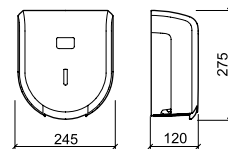
**41514**



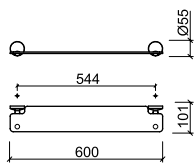
**41544**



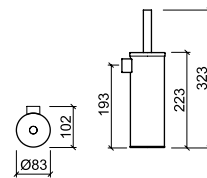
	A	B
<b>1</b>	453	400
<b>2</b>	603	550



**41543**



**41504**

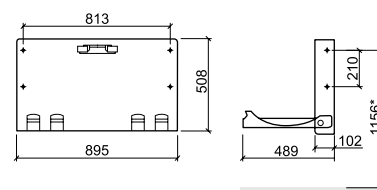


**41509**

# LUXE

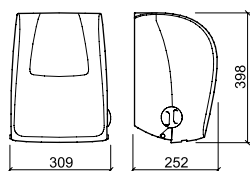


41542

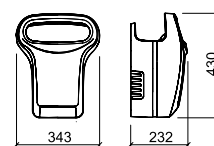


NEW

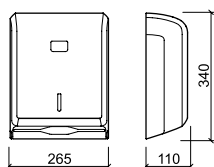
41557



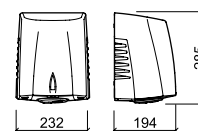
41549



41532

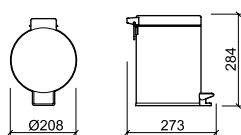


41541



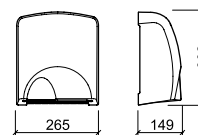
LED

41555



NEW

41522 \*

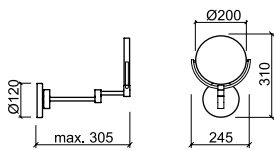


41534

## Cores | Colours | Couleurs | Colores

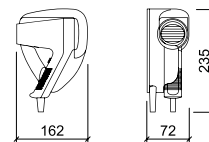


\* preto  
black  
noir  
negro

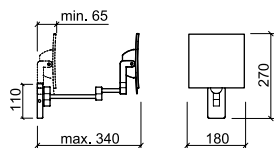


**41545 \***

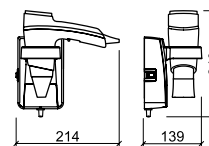
NEW



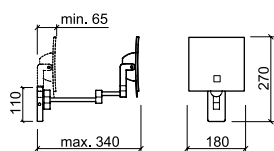
**41535 1200W**



**41546**

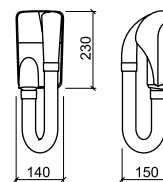


**41536 1600W**



**41547**

LED



**41556 \* 1000W**

NEW







COZINHA  
KITCHEN  
CUISINE  
COCINA

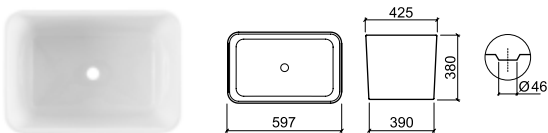
**Lava-louças**  
Kitchen sinks  
Éviers  
Fregaderos


- 480 Tribo
- 481 Reno NEW
- 482 Troia
- 483 Lusitano
- 484 Valet
- 488 Cuba & Plano
- 489 Belfast
- 490 Farmhouse NEW
- 492 Utility

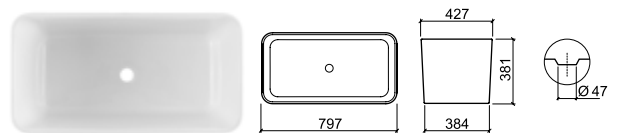
**Misturadoras**  
Mixers  
Robinets  
Grifos


- 494 Torus
- 496 Advance
- 497 Master 40
- 498 Alfa
- 499 Kopa Arc NEW
- 499 Kopa Square NEW
- 500 Mixa
- 501 Easy
- 502 Cetus Basic
- 503 Tube
- 504 Start

# TRIBO

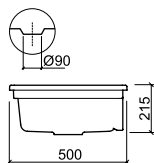
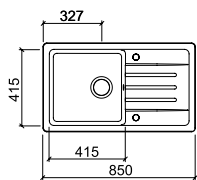



109900 4V99 



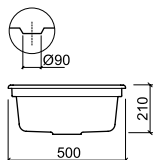
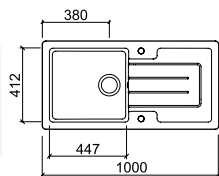
109910 4V99 

# RENO

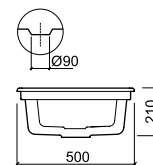
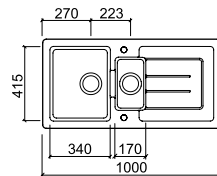


7313V 4701 

NEW

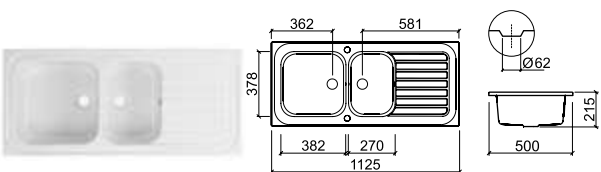



7310V 4701 



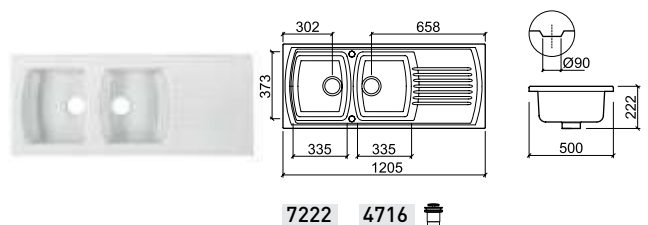
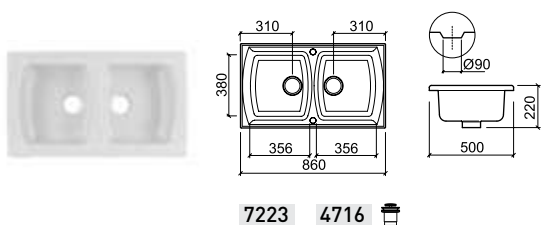
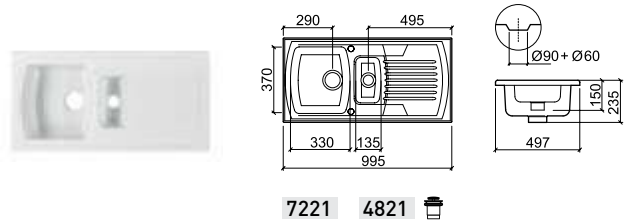
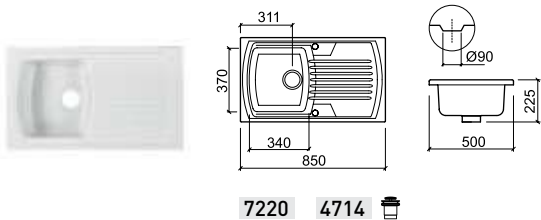
7311V 4703 

# TROIA



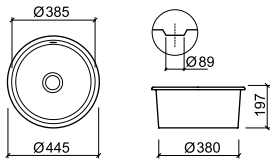
7071 4707 

# LUSITANO

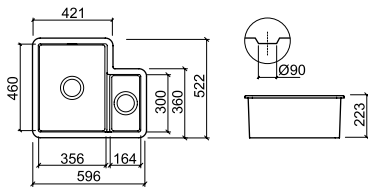




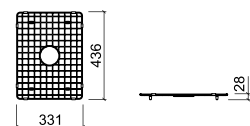

# VALET



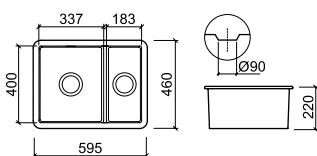
7380V 4701



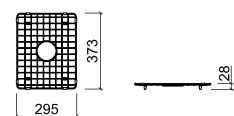
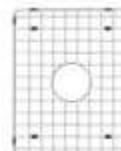
7360V 4704   
4A360



4A360

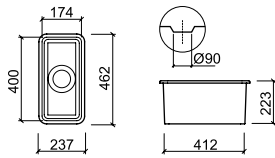




7370V 4704   
4A370 4A330

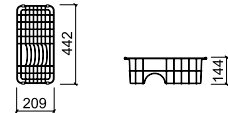


4A370

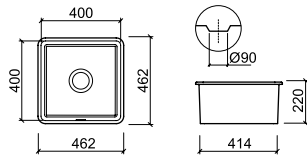
# VALET





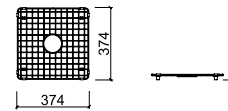

7330V 4701   
4A330 



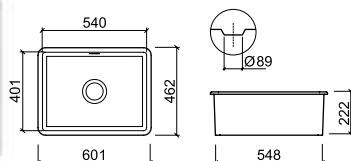
4A330




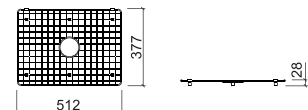

7340V 4701   
4A340 



4A340



7350V 4701   
4A350 

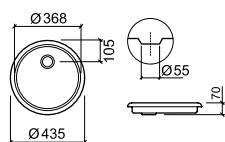



4A350

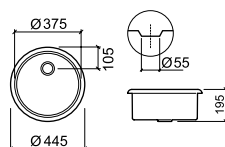




# CUBA & PLANO



7210 4740 



7200 4740 

# BELFAST



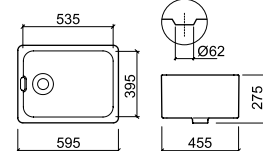
## Cores | Colours | Couleurs | Colores



branco  
white  
blanc  
blanco



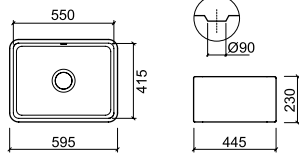
antracite mate  
matte anthracite  
anthracite mat  
antracita mate



7400V 4730

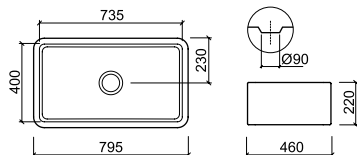


# FARMHOUSE



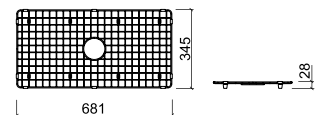
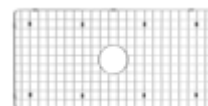
NEW

7404V 7405V 4701

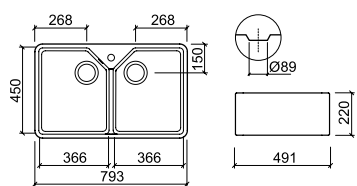


7401V 4701

4A401

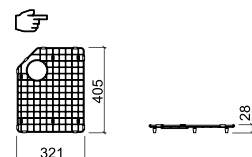
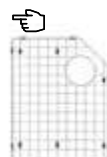


4A401



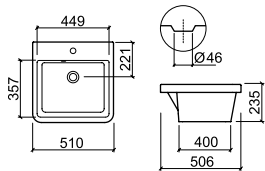
7403V 4704

4A413 4A403

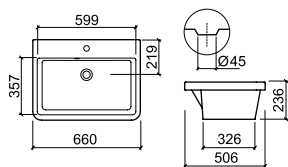


4A413 4A403

# UTILITY



7410V 4V95 

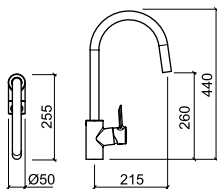


7411V 4V95 

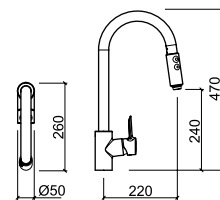
Misturadoras de cozinha  
Kitchen mixers  
Robinets de cuisine  
Grifos de cocina



# TORUS



5373001

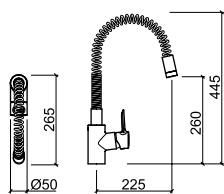


5373101

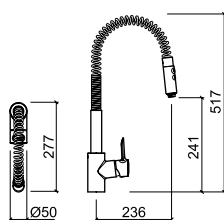




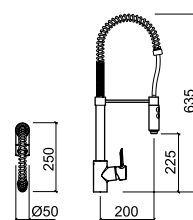
# TORUS



5374001



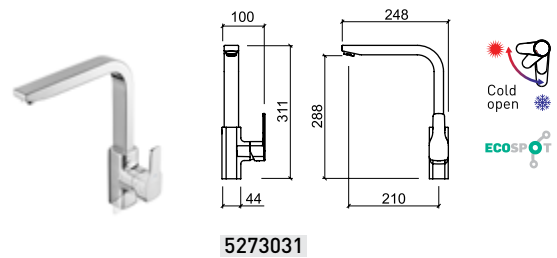
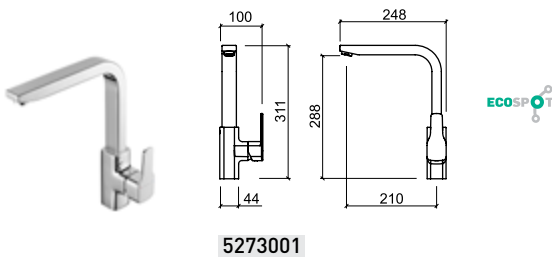
5374101



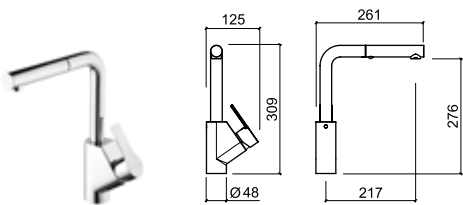
5374201



# ADVANCE



# MASTER 40



5253001

# ALFA



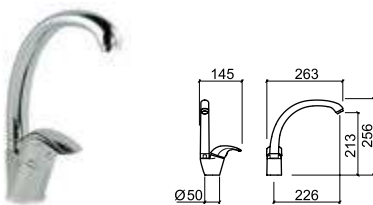
**5003001**



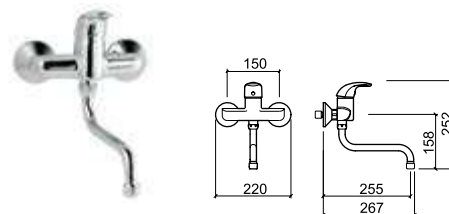
**5003101**



**5003201**



**5003301**



**5003701**

# KOPA



NEW

**Cores** | Colours | Couleurs | Colores



**inox escovado**  
brushed stainless steel  
acier inoxydable brossé  
acero inoxidable cepillado



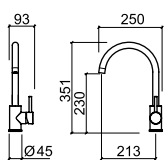
**dourado escovado**  
brushed gold  
doré brossé  
dorado cepillado



**cobre escovado**  
brushed copper  
cuivre brossé  
cobre cepillado



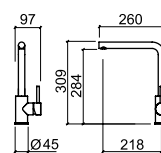
KOPA ARC



5134001

NEW

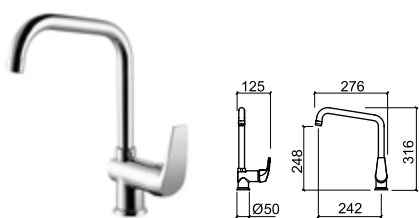
KOPA SQUARE



5133001

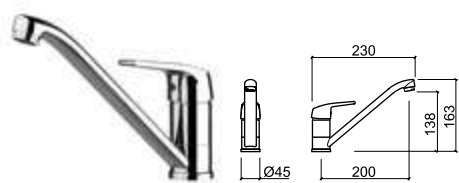
NEW

# MIXA

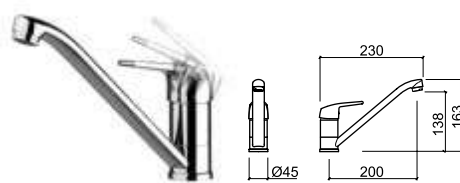


5203001

# EASY



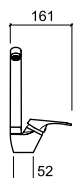
5363001



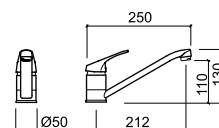
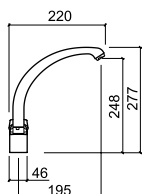
5363001NF



# CETUS BASIC



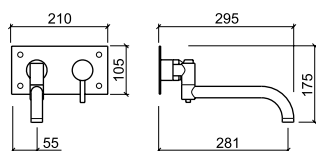
5573301



5573001

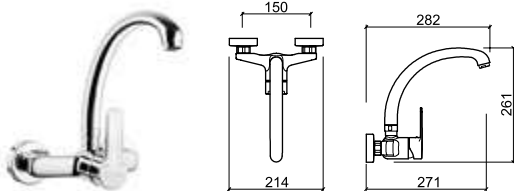


# TUBE



5313001



# START
























5583701




**LOUÇA SANITÁRIA**  
**SANITARY WARE**  
**APPAREILS SANITAIRES**  
**SANITARIOS**

	<b>novidade</b> new nouveau novedad		<b>easyclip</b>
	<b>fechado atrás</b> back to wall fermé à l'arrière cerrado por detrás		<b>slim</b>
	<b>suspenso</b> wall mounted suspendue suspendido		<b>com 3 furos para torneira</b> with 3 holes for mixer 3 trous pour robinet con 3 orificios para grifo
	<b>entrada de água</b> water supply entrée d'eau entrada de agua		<b>encastrar por cima</b> inset à encastrer par dessus encimera
	<b>entrada de água lateral</b> side water supply alimentation latérale entrada de agua lateral		<b>pousar</b> vessel à poser sobre encimera
	<b>dupla descarga</b> dual flush double chasse doble descarga		<b>semi-encastrar</b> semi recessed semi-encastré semiempotrados
	<b>rimflush</b>		<b>parede</b> wall mounted mural mural
	<b>classificação hídrica</b> water efficiency certification classification des eaux clasificación del agua		<b>peso estático máximo</b> maximum static weight charge statique maximum peso estático máximo
	<b>certificação NF</b> NF certification certification NF certificación NF		<b>mobilidade reduzida</b> reduced mobility mobilité réduite movilidad reducida
	<b>fixação superior</b> upper fixation fixation supérieure fijación superior		<b>sénior</b> senior senior senior
	<b>fixação inferior</b> lower fixation fixation inférieure fijación por debajo		<b>peso estático máximo</b> maximum static weight charge statique maximum peso estático máximo
	<b>com furação para tampo</b> with holes for cover avec percement pour abattant con orificio para tapa		<b>piha</b> battery pile pila
	<b>antibacteriano</b> anti-bacterial antibactérien antibacteriano		<b>transformador</b> transformer transformateur transformador
	<b>slowclose</b>		<b>marcação CE</b> CE marking marquage CE marca CE
	<b>clipoff</b>		<b>eletrónico</b> electronic electronique electronico




**LAVATÓRIOS**  
**BASINS**  
**VASQUES**  
**LAVABOS**

	<b>novidade</b> new nouveau novedad		<b>iluminação LED</b> LED light éclairage LED iluminación LED
	<b>encastrar por baixo</b> undermount à encastrer par dessous bajo encimera		<b>iluminação touch</b> touch light éclairage tactile iluminación por contacto
	<b>encastrar por cima</b> inset à encastrer par dessus encimera		<b>desembaciador</b> demister anti-buée antivaho
	<b>pousar</b> vessel à poser sobre encimera		<b>google home</b>
	<b>semi-encastrar</b> semi recessed semi-encastré semiempotrados		<b>ligação Bluetooth</b> Bluetooth connection connexion Bluetooth conexión Bluetooth
	<b>parede</b> wall mounted mural mural		<b>função chamada</b> phone call function fonction appel función de llamada
	<b>com 3 furos para torneira</b> with 3 holes for mixer 3 trous pour robinet con 3 orificios para grifo		<b>função música</b> music function fonction musique función de música
	<b>direita</b> right droite derecha		<b>encastrar por cima</b> inset à encastrer par dessus encimera
	<b>esquerda</b> left gauche izquierda		<b>pousar</b> vessel à poser sobre encimera
	<b>reversível</b> reversible réversible reversible		<b>semi-encastrar</b> semi recessed semi-encastré semiempotrados
	<b>certificação NF</b> NF certification certification NF certificación NF		<b>parede</b> wall mounted mural mural






**MÓVEIS**  
**FURNITURE**  
**MEUBLES**  
**MUEBLES**




	<b>novidade</b> new nouveau novedad
	<b>click</b>
	<b>smoove</b>

**PEÇAS ESPECIAIS**  
**SPECIAL PIECES**  
**PIÈCES SPÉCIALES**  
**PIEZAS ESPECIALES**

	<b>sem água</b> waterless sans eau sin agua
	<b>entrada de água</b> water supply entrée d'eau entrada de agua
	<b>eletrónico</b> electronic electronique electronico

**MOBILIDADE REDUZIDA  
REDUCED MOBILITY  
MOBILITÉ RÉDUITE  
MOVILIDAD REDUCIDA**

-  **novidade**  
new  
nouveauté  
novedad
-  **entrada de água**  
water supply  
entrée d'eau  
entrada de agua
-  **entrada de água lateral**  
side water supply  
alimentation latérale  
entrada de agua lateral
-  **dupla descarga**  
dual flush  
double chasse  
doble descarga
-  **classificação hídrica**  
water efficiency certification  
classification des eaux  
clasificación del agua

-  **antiderrapante**  
anti-slip  
antidérapant  
antideslizante
-  **manípulo clínico**  
medical lever  
levier médical  
maneta clínica
-  **alavanca clínica**  
"joystick" lever  
levier "joystick"  
palanca clínica
-  **para sanita**  
for toilet  
pour cuvette  
para inodoro
-  **para urinol**  
for urinal  
pour urinoir  
para urinario



-  **direita**  
right  
droite  
derecha
-  **esquerda**  
left  
gauche  
izquierda
-  **válvula**  
waste  
vidage  
válvula
-  **painéis**  
panels  
panneaux  
paneles
-  **capacidade (l)**  
capacity (l)  
capacité (l)  
capacidad (l)




-  **esquerda**  
left  
gauche  
izquierda
-  **mobilidade reduzida**  
reduced mobility  
mobilité réduite  
movilidad reducida
-  **face não vidrada**  
unglazed side  
surface non émaillée  
lado no esmaltado
-  **válvula**  
waste  
vidage  
válvula
-  **certificação NF**  
NF certification  
certification NF  
certificación NF

-  **certificação NF**  
NF certification  
certification NF  
certificación NF
-  **sénior**  
senior  
senior  
senior
-  **antibacteriano**  
anti-bacterial  
antibactérien  
antibacteriano




- INFANTIL  
KIDS  
ENFANTS  
NIÑOS**
-  **antibacteriano**  
anti-bacterial  
antibactérien  
antibacteriano
  -  **capacidade (l)**  
capacity (l)  
capacité (l)  
capacidad (l)

- BASES DE DUCHE  
SHOWER TRAYS  
RECEVEURS DE DOUCHE  
PLATOS DE DUCHA**
-  **novidade**  
new  
nouveauté  
novedad
  -  **pousar**  
vessel  
à poser  
sobre encimera





-  **débito de água**  
water flow  
débit d'eau  
flujo de agua
- COLUNAS DE HIDROMASSAGEM  
HYDROMASSAGE COLUMNS  
COLONNES D'HYDROMASSAGE  
COLUMNAS DE HYDROMASAJE**
-  **termostática**  
thermostatic  
thermostatique  
termostática

-  **slowclose**
-  **clipoff**
-  **parede**  
wall mounted  
mural  
mural





- BANHEIRAS  
BATHTUBS  
BAIGNOIRES  
BAÑERAS**
-  **sistema EASY**  
EASY system  
système EASY  
sistema EASY
  -  **sistema X90**  
X90 system  
système X90  
sistema X90

-  **encastrar**  
built-in  
à encastrer  
encimera
-  **extra-plana**  
extra-flat  
extra-plat  
extraplana
-  **corte à medida**  
cut to size  
découpe sur mesure  
corte a medida

- DIVISÓRIAS  
SHOWER SCREENS  
PAROIS  
MAMPARAS**
-  **direita**  
right  
droite  
derecha
  -  **esquerda**  
left  
gauche  
izquierda

-  **peso estático máximo**  
maximum static weight  
charge statique maximum  
peso estático máximo
-  **direita**  
right  
droite  
derecha
-  **esquerda**  
left  
gauche  
izquierda
-  **encastrar**  
built-in  
à encastrer  
encimera

-  **sistema TOP**  
TOP system  
système TOP  
sistema TOP
-  **sistema TWOSPACE**  
TWOSPACE system  
système TWOSPACE  
sistema TWOSPACE
-  **motor direito**  
right engine  
moteur à droite  
mortor derecho
-  **motor esquerdo**  
left engine  
moteur à gauche  
mortor izquierdo

-  **antiderrapante**  
anti-slip  
antidérapant  
antideslizante
-  **textura**  
textured  
texture  
textura
-  **antibacteriano**  
anti-bacterial  
antibactérien  
antibacteriano
-  **direita**  
right  
droite  
derecha

-  **reversível**  
reversible  
réversible  
reversible

**MISTURADORAS DE WC**  
**BATHROOM MIXERS**  
**ROBINETS DE SALLE DE BAINS**  
**GRIFOS DE BAÑO**



**novidade**  
 new  
 nouveauté  
 novedad



**castelos cerâmicos**  
 ceramic disk valve  
 têtes de clapet céramique  
 montura cerâmica



**função chamada**  
 phone call function  
 fonction appel  
 función de llamada



**novidade**  
 new  
 nouveauté  
 novedad

TIC TAC

**válvula TIC TAC**  
 TIC TAC pop-up waste  
 vidage TIC TAC  
 válvula TIC TAC



**sem chumbo**  
 without lead  
 sans plomb  
 sin plomo



**função música**  
 music function  
 fonction musique  
 función de música



**encastrar por baixo**  
 undermount  
 à encastrer par dessous  
 bajo encimera



**válvula incluída**  
 waste included  
 vidage inclus  
 válvula incluída



**para sanita**  
 for toilet  
 pour cuvette  
 para inodoro



**cromoterapia**  
 chromotherapy  
 chromothérapie  
 cromoterapia



**encastrar por cima**  
 inset  
 à encastrer par dessus  
 encimera



**sénior**  
 senior  
 senior  
 senior



**para urinol**  
 for urinal  
 pour urinoir  
 para urinário



**certificação NF**  
 NF certification  
 certification NF  
 certificación NF



**pousar**  
 vessel  
 à poser  
 sobre encimera



**caudal**  
 flow rate  
 débit  
 caudal



**para duche**  
 for shower  
 pour douche  
 para ducha

**ACESSÓRIOS**  
**ACCESSORIES**  
**ACCESSOIRES**  
**ACCESORIOS**



**grelha**  
 grid  
 grille  
 rejilla



**coldopen**  
 Cold  
 open



**eletrónico**  
 electronic  
 électronique  
 electrónico



**novidade**  
 new  
 nouveauté  
 novedad



**escorridor**  
 dish drainer  
 égouttoir  
 escurridor



**ecospot**



**transformador**  
 transformer  
 transformateur  
 transformador



**iluminação LED**  
 LED light  
 éclairage LED  
 iluminación LED



**sifão**  
 trap  
 siphon  
 sifón



**com filtro**  
 with filter  
 avec filtre  
 con filtro



**pilha**  
 battery  
 pile  
 pila



**válvula**  
 waste  
 vidage  
 válvula



**torneira**  
 tap  
 robinet  
 grifo



**2 tipos de jato**  
 2 types of jet  
 2 types de jet  
 2 tipos de jet



**direita**  
 right  
 droite  
 derecha



**termostática**  
 thermostatic  
 thermostatique  
 termostática



**3 tipos de jato**  
 3 types of jet  
 3 types de jet  
 3 tipos de jet



**esquerda**  
 left  
 gauche  
 izquierda



**3 vias**  
 3 way  
 3 voies  
 3 vías



**easy touch**



**coldopen**  
 Cold  
 open



**4 vias**  
 4 way  
 4 voies  
 4 vías



**chuveiro de mão**  
 hand shower  
 douchette à main  
 ducha de mano



**ecospot**



**5 vias**  
 5 way  
 5 voies  
 5 vías



**chuveiro de mão não incluído**  
 hand shower not included  
 douchette à main non inclus  
 ducha de mano no incluida



**desviador**  
 diverter  
 inverseur  
 desviador



**tempo de abertura**  
 opening time  
 temps de débit  
 tiempo de apertura



**entrada de água**  
 water supply  
 entrée d'eau  
 entrada de agua



**ligação Bluetooth**  
 Bluetooth connection  
 connexion Bluetooth  
 conexión Bluetooth



Os produtos apresentados seguem especificações técnicas internas da **Sanindusa**, baseadas nas normas internacionais em vigor.

As cores e dimensões das peças são meramente indicativas.

Os produtos fotografados podem não corresponder exatamente ao produto final devido ao conceito gráfico do catálogo.

Alguns acessórios presentes nos ambientes podem não estar disponíveis para a venda e/ou a **Sanindusa** não ser responsável pela sua venda e estão limitados ao stock existente.

A **Sanindusa** reserva o direito de fazer alterações técnicas que permitam melhorar a funcionalidade dos produtos, sem aviso prévio.

**Consultar disponibilidade/prazo dos novos produtos antes de efetuar encomenda.**

The presented products follow **Sanindusa's** internal technical specifications based on international standards.

The colours and dimensions of the products are merely indicative.

The photographed products may not correspond to the final product due to the catalogue's graphic concept.

Some accessories may not be available for sale and/or **Sanindusa** may not be responsible for them. Some accessories are limited to the available stock.

**Sanindusa** retains the right to perform technical changes to improve their product's functionality without prior notice.

**Check the availability/delivery date of new products before ordering.**

Les produits annoncés suivent les spécifications techniques internes de **Sanindusa** et se basent aux normes internationales en vigueur.

Les couleurs et dimensions des produits sont simplement indicatives.

Les produits photographiés peuvent ne pas correspondre exactement au produit final en raison du concept graphique du catalogue sous réserve de disponibilité.

Quelques accessoires présents dans les ambiances, peuvent ne pas être disponibles pour vente et/ou **Sanindusa** peut ne pas être responsable para sa vente.

**Sanindusa** se réserve le droit d'effectuer altérations techniques qui permettent améliorer la fonctionnalité des produits **Sanindusa**, sans notification préalable.

**Consulter la disponibilité/délai des nouveaux produits avant de passer commande.**

Los productos anunciados siguen las especificaciones técnicas internas de **Sanindusa**, que se basan en las normas internacionales vigentes.

Los colores y dimensiones del producto son meramente indicativos.

Los productos fotografiados pueden no corresponder exactamente al producto final debido al concepto gráfico del catálogo.

Algunos accesorios mostrados en los contextos pueden no estar disponibles para la venta y/o **Sanindusa** puede no ser responsable de su venta y se limitan al stock existente.

**Sanindusa** se reserva el derecho de realizar cambios técnicos que le permitan mejorar la funcionalidad de los productos **Sanindusa** sin previo aviso.

**Compruebe la disponibilidad/fecha de entrega de los nuevos productos antes de hacer el pedido.**



Sanindusa - Indústria de Sanitários S.A.  
Zona Industrial Aveiro Sul  
Apartado 43  
3811-901 Aveiro  
Portugal

Tel. +351 234 940 250  
Fax +351 234 940 266  
sanindusa@sanindusa.pt

© 2021



sanindusa  
GRUPO







